


**COOLCOX<sup>®</sup>**

**东莞市奇凌电子科技有限公司**  
**COOLCOX LIMITED**



# COMPANY PROFILE

CoolCox was founded in 2008 and dedicated to the research and production of cooling products. It is a high-tech enterprise with own brand and intellectual property rights.

The manufacturing factory was located in Dongguan city, with manufacturing area of 18,000 square meters and more than 700 employees. The company fully implements ISO9001, ISO14001, IATF16949, QC080000 management systems; and the products comply with safety regulations such as UL, TUV, CE, and CQC.

Our company has advanced automation equipment and first-class manufacturing capabilities, as well as a strict quality management system, continuously providing high-performance axial fans, blowers, coolers, motors and more to global customers, widely used in fields such as computers, network equipment, household appliances, medical equipment, security products, automation & control systems, 3D printers, projectors, new energy, etc.

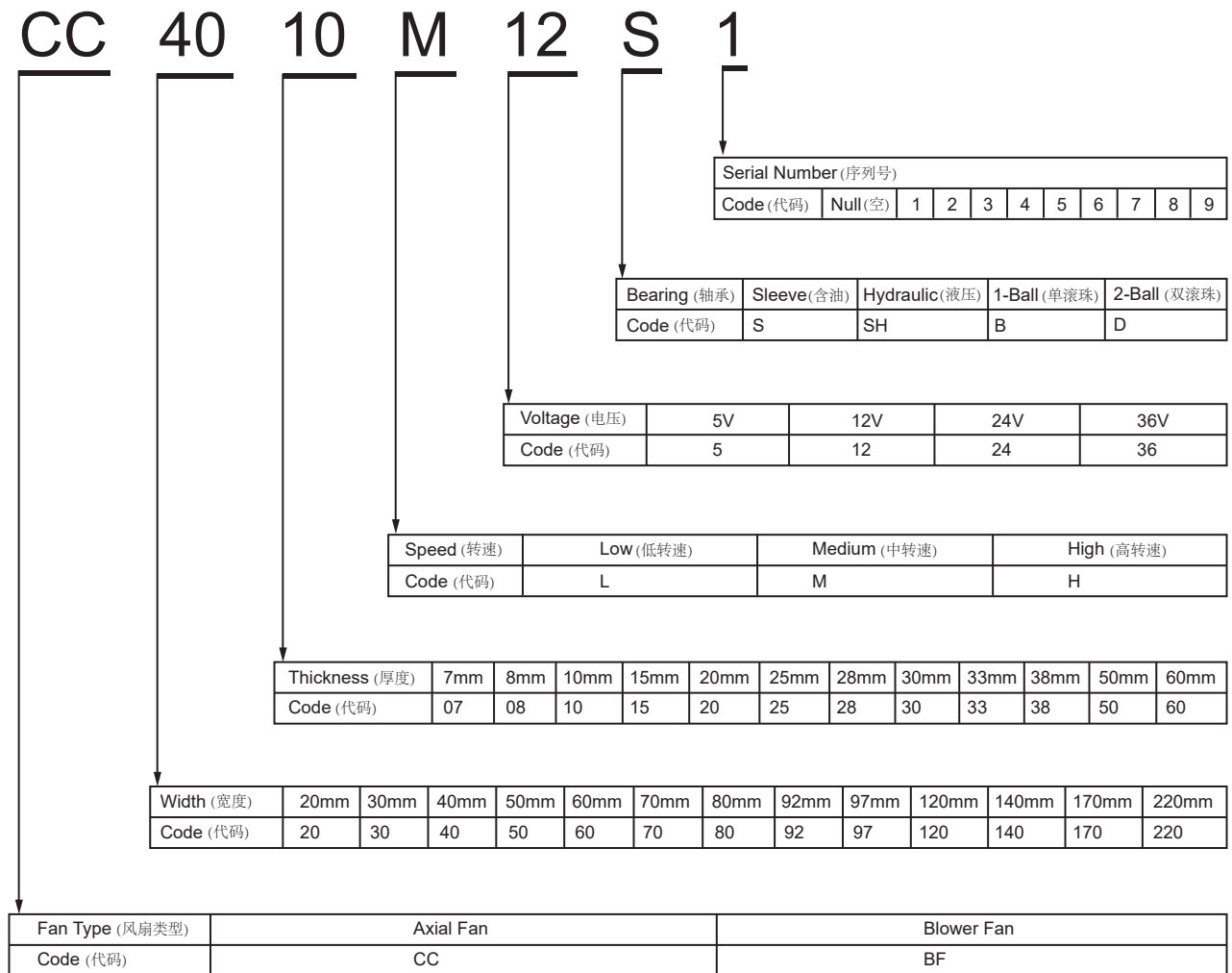
We insist on technology & innovation and quality assurance, to achieve value growth for customers with comprehensive and efficient cooling products and solutions.



## II Introductions ( 风扇介绍 )

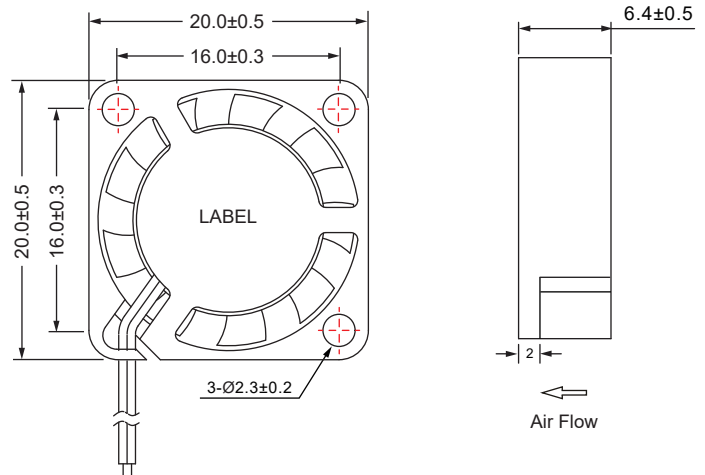
- All parts are in conformity with RoHS2.0 standard  
风扇所有部件符合RoHS2.0标准
- Various bearings for option:Sleeve,Hydraulic,1-Ball & 1 Sleeve,2-Ball  
含油，液压，单滚珠，双滚珠多种轴承可供选择
- Locked rotor protection and polarity protection is optional  
可选择增加锁机保护和极性保护功能
- Frequency generator and rotation detector function are optional  
可选择增加FG信号或RD信号功能 (FG信号输出风扇转速;RD信号可以监测风扇是否正常运转)

## II Part Number Definition (产品型号命名规则)



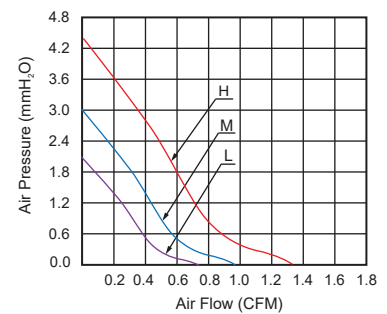
## DC Axial Fan 20x20x6mm

### ■ 尺寸图 (DIMENSION DRAWING)



- \* 轴承类型: 液压轴承  
(Bearing type: Hydraulic)
- \* 材料(Material):  
框叶(Frame & Impeller): PBT
- \* 引线(Lead wire):  
UL1061 AWG #28 or equivalent  
红色线正级 Red Wire Positive (+)  
黑色线负级 Black Wire Negative (-)
- \* 可选择增加风扇功能(Functions are optional)
- \* 重量(Weight): 2.5g

### ■ 风压&风量曲线图 P and Q CURVE

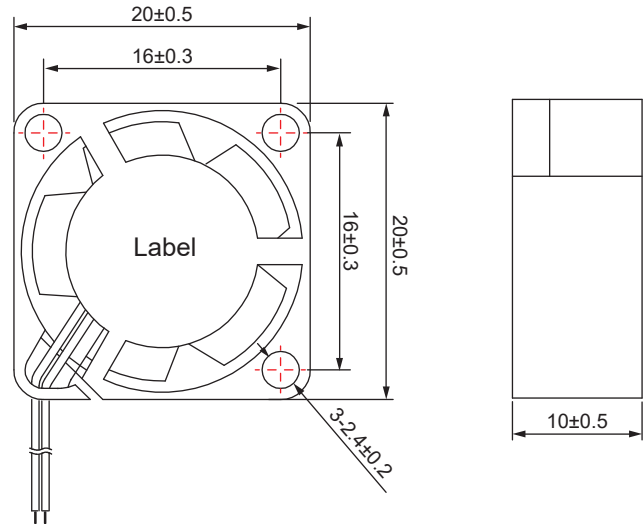


型号 Model	轴承类型 Bearing Type	电压 Rated Voltage	电压范围 Operation Voltage	电流 Current	功率 Input Power	转速 Speed	风量 Air Flow	风压 Static Pressure	噪音 Noise Level
		VDC	VDC	Amp	Watt	RPM	CFM	MM-H <sub>2</sub> O	dBA
CC2006L03SH	Hydraulic	3.3V	3.0~3.6	0.11	0.363	8,500±10%	0.70	2.00	20.0
CC2006M03SH	Hydraulic	3.3V	3.0~3.6	0.15	0.495	12,000±10%	0.90	3.00	24.0
CC2006H03SH	Hydraulic	3.3V	3.0~3.6	0.19	0.627	15,000±10%	1.30	4.30	29.0
CC2006L05SH	Hydraulic	5V	4.5~5.5	0.08	0.40	8,500±10%	0.70	2.00	20.0
CC2006M05SH	Hydraulic	5V	4.5~5.5	0.10	0.50	12,000±10%	0.90	3.00	24.0
CC2006H05SH	Hydraulic	5V	4.5~5.5	0.12	0.60	15,000±10%	1.30	4.30	29.0

- \* 以上为额定电压下的常规参数(All readings are typical values at rated voltage)
- \* 规格如有变动不另行通知(Specifications are subjected to change without prior notice)

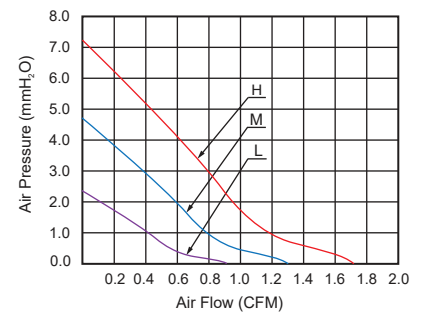
## DC Axial Fan 20x20x10mm

### ■ 尺寸图 (DIMENSION DRAWING)



- \* 轴承类型: 含油轴承, 双滚珠轴承, 液压轴承  
(Bearing type: Sleeve, 2-Ball, Hydraulic)
- \* 材料(Material):  
框叶(Frame & Impeller): PBT
- \* 引线(Lead wire):  
UL1061 AWG #30 or equivalent  
红色线正级 Red Wire Positive (+)  
黑色线负级 Black Wire Negative (-)
- \* 可选择增加风扇功能(Functions are optional)
- \* 重量(Weight): 4.5g

### ■ 风压&风量曲线图 P and Q CURVE

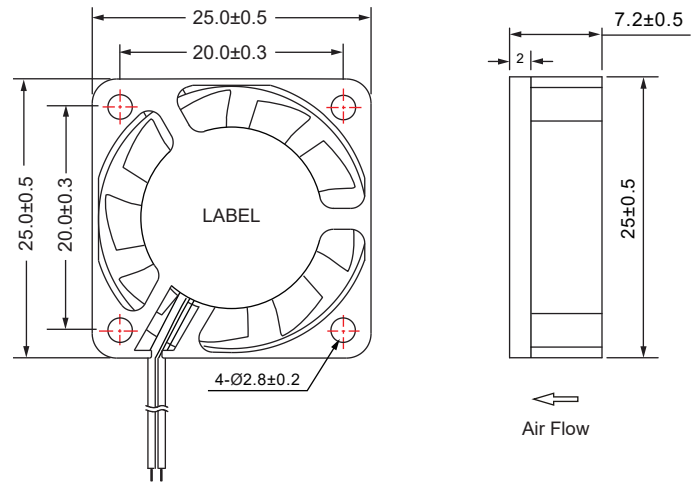


型号 Model	轴承类型 Bearing Type	电压 Rated Voltage	电压范围 Operation Voltage	电流 Current	功率 Input Power	转速 Speed	风量 Air Flow	风压 Static Pressure	噪音 Noise Level
		VDC	VDC	Amp	Watt	RPM	CFM	MM-H <sub>2</sub> O	dBA
CC2010L05S	Sleeve	5V	4.5~5.5	0.03	0.15	9,000±10%	0.90	2.10	21.0
CC2010L05D	2-Ball								
CC2010L05SH	Hydraulic								
CC2010M05S	Sleeve	5V	4.5~5.5	0.08	0.40	12,000±10%	1.30	3.80	26.0
CC2010M05D	2-Ball								
CC2010M05SH	Hydraulic								
CC2010H05S	Sleeve	5V	4.5~5.5	0.11	0.55	18,000±10%	1.70	7.30	29.0
CC2010H05D	2-Ball								
CC2010H05SH	Hydraulic								
CC2010L12S	Sleeve	12V	10.8~13.2	0.02	0.24	9,000±10%	0.85	2.10	21.0
CC2010L12D	2-Ball								
CC2010L12SH	Hydraulic								
CC2010M12S	Sleeve	12V	10.8~13.2	0.04	0.48	12,000±10%	1.30	3.80	26.0
CC2010M12D	2-Ball								
CC2010M12SH	Hydraulic								
CC2010H12S	Sleeve	12V	10.8~13.2	0.06	0.72	18,000±10%	1.70	7.30	29.0
CC2010H12D	2-Ball								
CC2010H12SH	Hydraulic								

\* 以上为额定电压下的常规参数(All readings are typical values at rated voltage)  
\* 规格如有变动不另行通知(Specifications are subjected to change without prior notice)

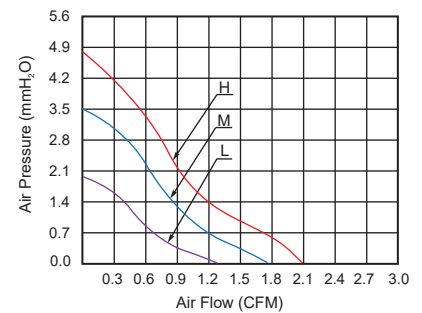
## DC Axial Fan 25x25x7mm

### ■ 尺寸图 (DIMENSION DRAWING)



- \* 轴承类型: 含油轴承 (Bearing type: Sleeve)
- \* 材料(Material): 框叶(Frame & Impeller): PBT
- \* 引线(Lead wire): UL1061 AWG #28 or equivalent  
红色线正级 Red Wire Positive (+)  
黑色线负级 Black Wire Negative (-)
- \* 可选择增加风扇功能(Functions are optional)
- \* 重量(Weight): 4.5g

### ■ 风压&风量曲线图 P and Q CURVE

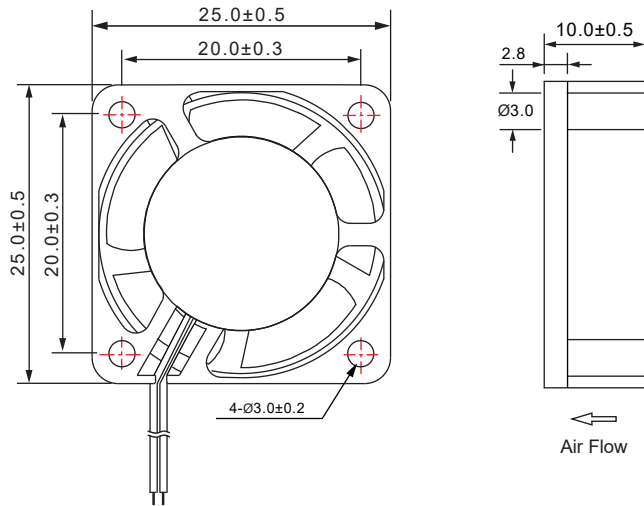


型号 Model	轴承类型 Bearing Type	电压 Rated Voltage	电压范围 Operation Voltage	电流 Current	功率 Input Power	转速 Speed	风量 Air Flow	风压 Static Pressure	噪音 Noise Level
		VDC	VDC	Amp	Watt	RPM	CFM	MM-H <sub>2</sub> O	dBA
CC2507L05S	Sleeve	5V	4.5~5.5	0.09	0.45	8,000±10%	1.30	1.80	21.0
CC2507M05S	Sleeve	5V	4.5~5.5	0.10	0.50	10,000±10%	1.70	3.50	25.0
CC2507H05S	Sleeve	5V	4.5~5.5	0.15	0.75	12,000±10%	2.10	4.80	30.0
CC2507L12S	Sleeve	12V	10.8~13.2	0.04	0.48	8,000±10%	1.60	1.80	21.0
CC2507M12S	Sleeve	12V	10.8~13.2	0.07	0.84	10,000±10%	1.70	3.50	25.0
CC2507H12S	Sleeve	12V	10.8~13.2	0.10	1.20	12,000±10%	2.10	4.80	30.0

- \* 以上为额定电压下的常规参数(All readings are typical values at rated voltage)
- \* 规格如有变动不另行通知(Specifications are subjected to change without prior notice)

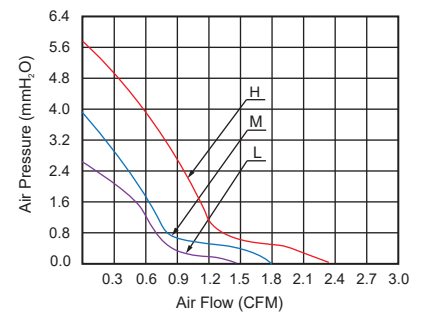
## DC Axial Fan 25x25x10mm

### ■ 尺寸图 (DIMENSION DRAWING)



- \* 轴承类型: 含油轴承, 双滚珠轴承 (Bearing type: Sleeve, 2-Ball)
- \* 材料(Material):  
框叶(Frame & Impeller): PBT
- \* 引线(Lead wire):  
UL1571 AWG #28 or equivalent  
红色线正级 Red Wire Positive (+)  
黑色线负级 Black Wire Negative (-)
- \* 可选择增加风扇功能(Functions are optional)
- \* 重量(Weight): 8g

### ■ 风压&风量曲线图 P and Q CURVE

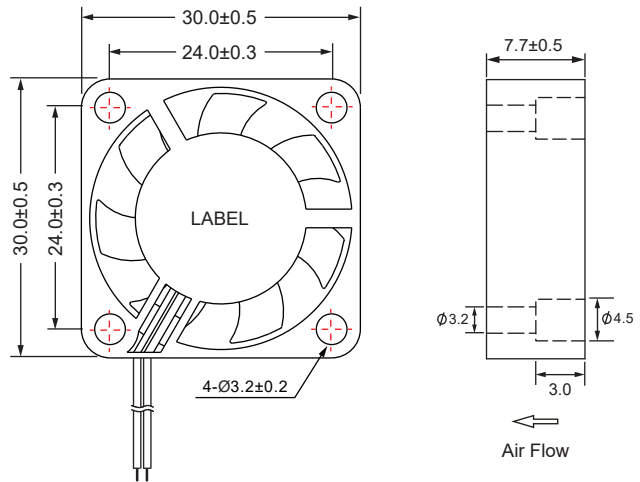


型号 Model	轴承类型 Bearing Type	电压 Rated Voltage	电压范围 Operation Voltage	电流 Current	功率 Input Power	转速 Speed	风量 Air Flow	风压 Static Pressure	噪音 Noise Level
		VDC	VDC	Amp	Watt	RPM	CFM	MM-H <sub>2</sub> O	dBA
CC2510L05S	Sleeve	5V	4.5~5.5	0.08	0.40	8,000±10%	1.45	2.50	22.0
CC2510L05D	2-Ball								
CC2510M05S	Sleeve	5V	4.5~5.5	0.10	0.50	10,000±10%	1.80	3.90	25.0
CC2510M05D	2-Ball								
CC2510H05S	Sleeve	5V	4.5~5.5	0.13	0.65	12,000±10%	2.30	5.65	28.5
CC2510H05D	2-Ball								
CC2510L12S	Sleeve	12V	10.8~13.2	0.04	0.48	8,000±10%	1.45	2.50	22.0
CC2510L12D	2-Ball								
CC2510M12S	Sleeve	12V	10.8~13.2	0.05	0.60	10,000±10%	1.80	3.90	25.0
CC2510M12D	2-Ball								
CC2510H12S	Sleeve	12V	10.8~13.2	0.09	1.08	12,000±10%	2.30	5.65	28.5
CC2510H12D	2-Ball								

- \* 以上为额定电压下的常规参数(All readings are typical values at rated voltage)
- \* 规格如有变动不另行通知(Specifications are subjected to change without prior notice)

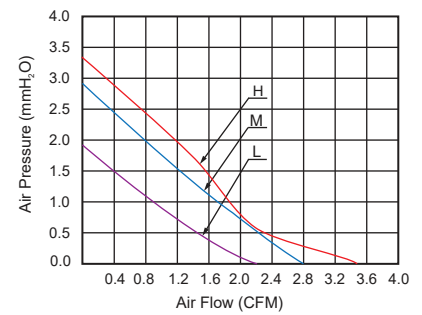
## DC Axial Fan 30x30x7mm

### ■ 尺寸图 (DIMENSION DRAWING)



- \* 轴承类型: 含油轴承 (Bearing type: Sleeve)
- \* 材料 (Material): 框叶 (Frame & Impeller): PBT
- \* 引线 (Lead wire): UL1061 AWG #30 or equivalent  
红色线正级 Red Wire Positive (+)  
黑色线负级 Black Wire Negative (-)
- \* 可选择增加风扇功能 (Functions are optional)
- \* 重量 (Weight): 5.0g

### ■ 风压&风量曲线图 P and Q CURVE

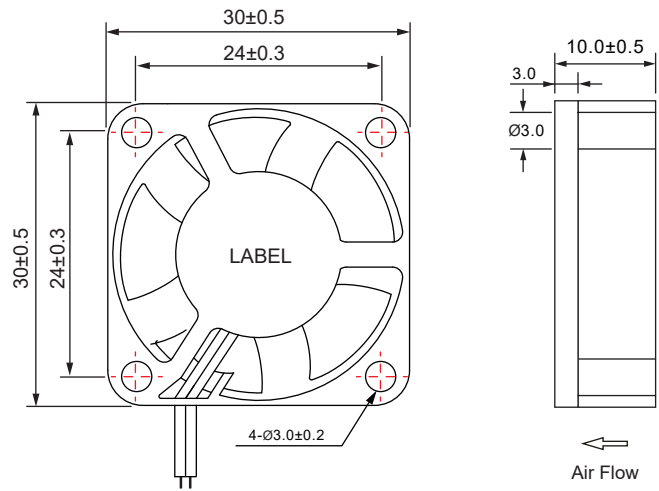



型号 Model	轴承类型 Bearing Type	电压 Rated Voltage	电压范围 Operation Voltage	电流 Current	功率 Input Power	转速 Speed	风量 Air Flow	风压 Static Pressure	噪音 Noise Level
		VDC	VDC	Amp	Watt	RPM	CFM	MM-H <sub>2</sub> O	dBA
CC3007L05S	Sleeve	5V	4.5~5.5	0.13	0.65	7,500±10%	2.20	1.90	26.0
CC3007M05S	Sleeve	5V	4.5~5.5	0.16	0.80	9,000±10%	2.90	2.80	30.0
CC3007H05S	Sleeve	5V	4.5~5.5	0.24	1.20	10,500±10%	3.40	3.40	34.0
CC3007L12S	Sleeve	12V	10.8~13.2	0.08	0.96	7,500±10%	2.20	1.90	26.0
CC3007M12S	Sleeve	12V	10.8~13.2	0.10	1.20	9,000±10%	2.90	2.80	30.0
CC3007H12S	Sleeve	12V	10.8~13.2	0.12	1.44	10,500±10%	3.40	3.40	34.0

- \* 以上为额定电压下的常规参数 (All readings are typical values at rated voltage)
- \* 规格如有变动不另行通知 (Specifications are subjected to change without prior notice)

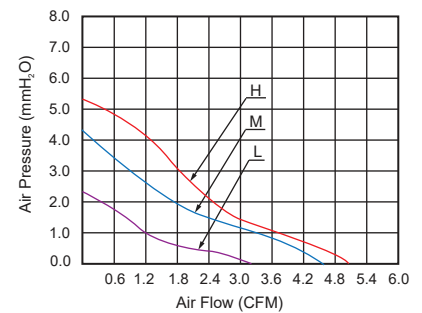
## DC Axial Fan 30x30x10mm

### ■ 尺寸图 (DIMENSION DRAWING)



- \* 轴承类型: 含油轴承, 双滚珠轴承, 液压轴承  
(Bearing type: Sleeve, 2-Ball, Hydraulic)
- \* 材料(Material):  
框叶(Frame & Impeller): PBT
- \* 引线(Lead wire):  
UL1571 AWG #28 or equivalent  
红色线正级 Red Wire Positive (+)  
黑色线负级 Black Wire Negative (-)
- \* 可选择增加风扇功能(Functions are optional)
- \* 重量(Weight): 9.0g

### ■ 风压&风量曲线图 P and Q CURVE

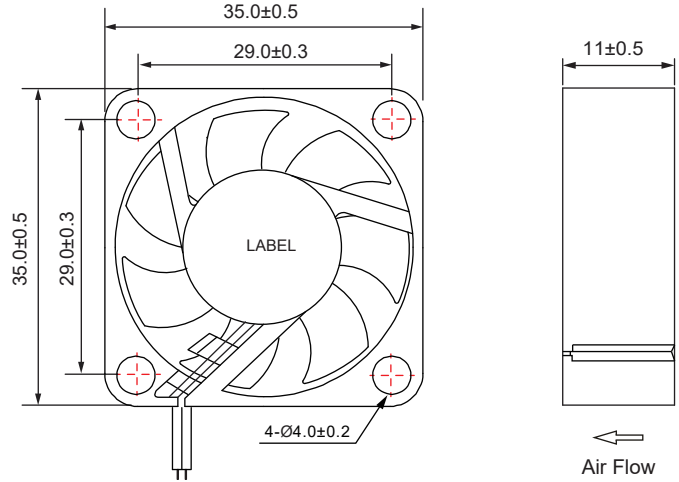



型号 Model	轴承类型 Bearing Type	电压 Rated Voltage	电压范围 Operation Voltage	电流 Current	功率 Input Power	转速 Speed	风量 Air Flow	风压 Static Pressure	噪音 Noise Level
		VDC	VDC	Amp	Watt	RPM	CFM	MM-H <sub>2</sub> O	dBA
CC3010L05S	Sleeve	5V	4.5~5.5	0.08	0.40	7,000±10%	3.10	2.20	22.0
CC3010L05D	2-Ball								
CC3010L05SH	Hydraulic								
CC3010M05S	Sleeve	5V	4.5~5.5	0.10	0.50	9,000±10%	4.50	4.20	24.0
CC3010M05D	2-Ball								
CC3010M05SH	Hydraulic								
CC3010H05S	Sleeve	5V	4.5~5.5	0.16	0.80	11,000±10%	4.90	5.10	30.0
CC3010H05D	2-Ball								
CC3010H05SH	Hydraulic								
CC3010L12S	Sleeve	12V	10.8~13.2	0.02	0.24	7,000±10%	3.10	2.20	22.0
CC3010L12D	2-Ball								
CC3010L12SH	Hydraulic								
CC3010M12S	Sleeve	12V	10.8~13.2	0.04	0.48	9,000±10%	4.50	4.20	24.0
CC3010M12D	2-Ball								
CC3010M12SH	Hydraulic								
CC3010H12S	Sleeve	12V	10.8~13.2	0.05	0.60	11,000±10%	4.90	5.10	30.0
CC3010H12D	2-Ball								
CC3010H12SH	Hydraulic								

- \* 以上为额定电压下的常规参数(All readings are typical values at rated voltage)
- \* 规格如有变动不另行通知(Specifications are subjected to change without prior notice)

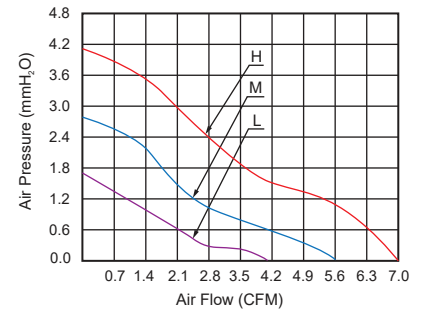
## DC Axial Fan 35x35x10mm

### ■ 尺寸图 (DIMENSION DRAWING)



- \* 轴承类型: 含油轴承, 双滚珠轴承, 液压轴承  
(Bearing type: Sleeve, 2-Ball, Hydraulic)
- \* 材料(Material):  
框叶(Frame & Impeller): PBT
- \* 引线(Lead wire):  
UL1571 AWG #28 or equivalent  
红色线正级 Red Wire Positive (+)  
黑色线负级 Black Wire Negative (-)
- \* 可选择增加风扇功能(Functions are optional)
- \* 重量(Weight): 9.0g

### ■ 风压&风量曲线图 P and Q CURVE

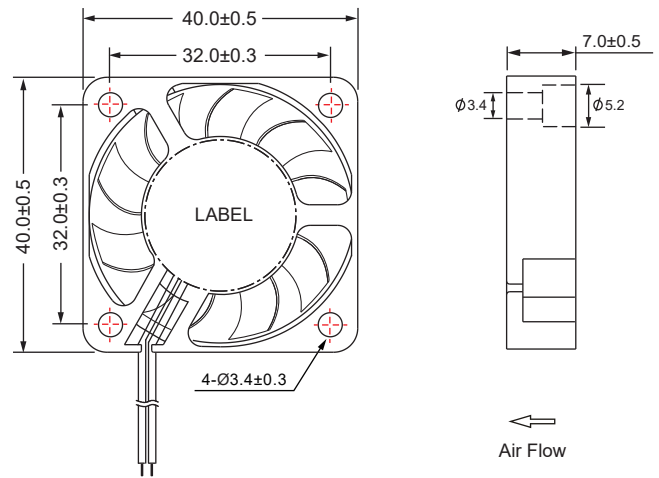



型号 Model	轴承类型 Bearing Type	电压 Rated Voltage	电压范围 Operation Voltage	电流 Current	功率 Input Power	转速 Speed	风量 Air Flow	风压 Static Pressure	噪音 Noise Level
		VDC	VDC	Amp	Watt	RPM	CFM	MM-H <sub>2</sub> O	dBA
CC3510L05S	Sleeve	5V	4.5~5.5	0.05	0.25	5,000±10%	4.00	1.70	21.0
CC3510L05D	2-Ball								
CC3510L05SH	Hydraulic								
CC3510M05S	Sleeve	5V	4.5~5.5	0.09	0.45	7,000±10%	5.60	2.80	26.0
CC3510M05D	2-Ball								
CC3510M05SH	Hydraulic								
CC3510H05S	Sleeve	5V	4.5~5.5	0.26	1.30	9,000±10%	7.00	4.10	33.0
CC3510H05D	2-Ball								
CC3510H05SH	Hydraulic								
CC3510L12S	Sleeve	12V	10.8~13.2	0.02	0.24	5,000±10%	4.00	1.70	21.0
CC3510L12D	2-Ball								
CC3510L12SH	Hydraulic								
CC3510M12S	Sleeve	12V	10.8~13.2	0.10	1.20	7,000±10%	5.60	2.80	26.0
CC3510M12D	2-Ball								
CC3510M12SH	Hydraulic								
CC3510H12S	Sleeve	12V	10.8~13.2	0.12	1.44	9,000±10%	7.00	4.10	33.0
CC3510H12D	2-Ball								
CC3510H12SH	Hydraulic								

- \* 以上为额定电压下的常规参数(All readings are typical values at rated voltage)
- \* 规格如有变动不另行通知(Specifications are subjected to change without prior notice)

## DC Axial Fan 40x40x7mm

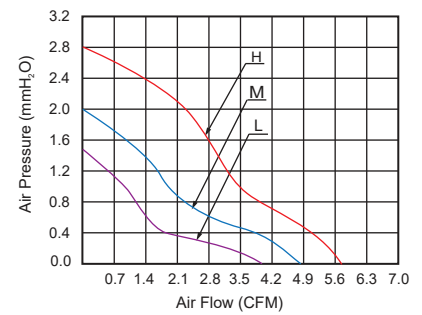
### ■ 尺寸图 (DIMENSION DRAWING)



Unit:mm

- \* 轴承类型:含油轴承 (Bearing type:Sleeve)
- \* 材料(Material):  
框叶(Frame & Impeler):PBT
- \* 引线(Lead wire):  
UL1061 AWG #28 or equivalent  
红色线正级 Red Wire Positive (+)  
黑色线负级 Black Wire Negative (-)
- \* 可选择增加风扇功能(Functions are optional)
- \* 重量(Weight):10g

### ■ 风压&风量曲线图 P and Q CURVE

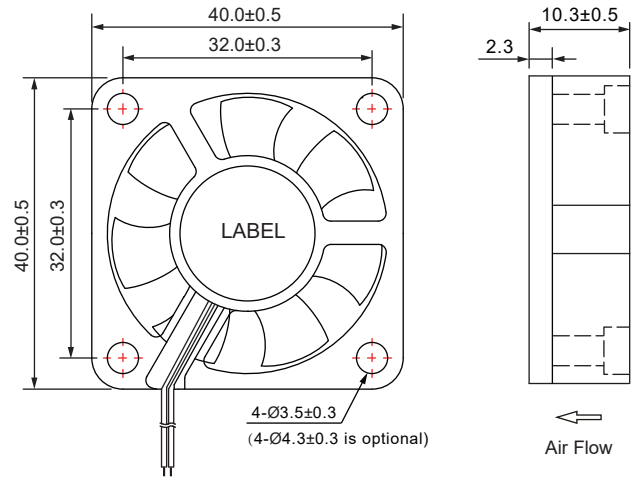



型号 Model	轴承类型 Bearing Type	电压 Rated Voltage	电压范围 Operation Voltage	电流 Current	功率 Input Power	转速 Speed	风量 Air Flow	风压 Static Pressure	噪音 Noise Level
		VDC	VDC	Amp	Watt	RPM	CFM	MM-H <sub>2</sub> O	dBA
CC4007L05S	Sleeve	5V	4.5~5.5	0.10	0.50	5,000±10%	4.00	1.50	22.0
CC4007M05S	Sleeve	5V	4.5~5.5	0.16	0.80	6,000±10%	4.80	2.00	25.0
CC4007H05S	Sleeve	5V	4.5~5.5	0.20	1.00	7,000±10%	5.80	2.80	29.0
CC4007L12S	Sleeve	12V	10.8~13.2	0.04	0.48	5,000±10%	4.00	1.50	23.0
CC4007M12S	Sleeve	12V	10.8~13.2	0.10	1.20	6,000±10%	4.80	2.00	25.0
CC4007H12S	Sleeve	12V	10.8~13.2	0.12	1.44	7,000±10%	5.80	2.80	29.0

- \* 以上为额定电压下的常规参数(All readings are typical values at rated voltage)
- \* 规格如有变动不另行通知(Specifications are subjected to change without prior notice)

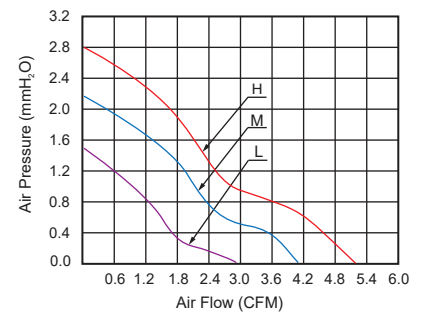
## DC Axial Fan 40x40x10mm

### ■ 尺寸图 (DIMENSION DRAWING)



- \* 轴承类型: 含油轴承, 双滚珠轴承, 液压轴承 (Bearing type: Sleeve, 2-Ball, Hydraulic)
- \* 材料(Material):  
框叶(Frame & Impeller): PBT
- \* 引线(Lead wire):  
UL2468 AWG #26 or equivalent  
红色线正级 Red Wire Positive (+)  
黑色线负级 Black Wire Negative (-)
- \* 可选择增加风扇功能(Functions are optional)
- \* 重量(Weight): 16g

### ■ 风压&风量曲线图 P and Q CURVE

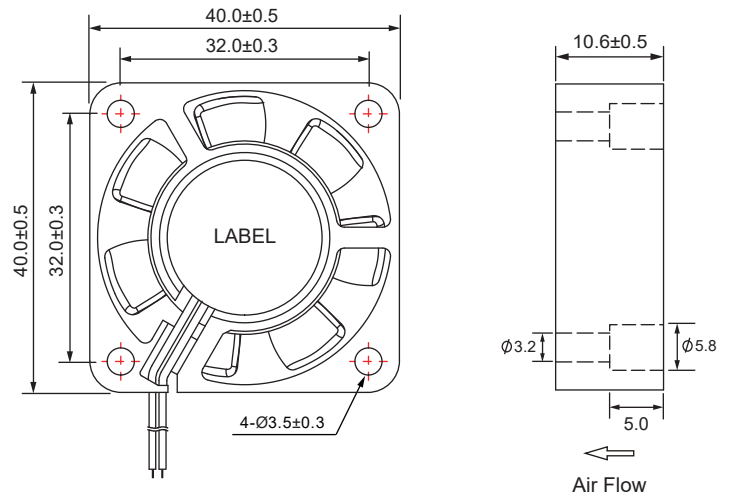



型号 Model	轴承类型 Bearing Type	版本 Version	电压 Rated Voltage	电流 Current	功率 Input Power	转速 Speed	风量 Air Flow	风压 Static Pressure	噪音 Noise Level
			VDC	Amp	Watt	RPM	CFM	MM-H <sub>2</sub> O	dBA
CC4010L05S	Sleeve	-A	5V	0.03	0.15	4,000±10%	2.90	1.50	21.0
CC4010L05D	2-Ball								
CC4010L05SH	Hydraulic								
CC4010M05S	Sleeve	-A	5V	0.07	0.35	5,000±10%	3.90	2.20	25.0
CC4010M05D	2-Ball								
CC4010M05SH	Hydraulic								
CC4010H05S	Sleeve	-A	5V	0.13	0.65	6,000±10%	5.10	2.80	28.5
CC4010H05D	2-Ball								
CC4010H05SH	Hydraulic								
CC4010L12S	Sleeve	-A	12V	0.02	0.24	4,000±10%	2.90	1.50	21.0
CC4010L12D	2-Ball								
CC4010L12SH	Hydraulic								
CC4010M12S	Sleeve	-A	12V	0.04	0.48	5,000±10%	3.90	2.20	25.0
CC4010M12D	2-Ball								
CC4010M12SH	Hydraulic								
CC4010H12S	Sleeve	-A	12V	0.07	0.84	6,000±10%	5.10	2.80	28.5
CC4010H12D	2-Ball								
CC4010H12SH	Hydraulic								

- \* 以上为额定电压下的常规参数(All readings are typical values at rated voltage)
- \* 规格如有变动不另行通知(Specifications are subjected to change without prior notice)

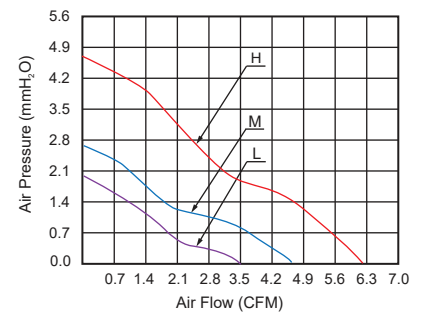
## DC Axial Fan 40x40x10mm

### ■ 尺寸图 (DIMENSION DRAWING)



- \* 轴承类型: 双滚珠轴承, 液压轴承 (Bearing type: 2-Ball, Hydraulic)
- \* 材料 (Material):  
框叶 (Frame & Impeller): PBT
- \* 引线 (Lead wire):  
UL2468 AWG #26 or equivalent  
红色线正级 Red Wire Positive (+)  
黑色线负级 Black Wire Negative (-)
- \* 可选择增加风扇功能 (Functions are optional)
- \* 重量 (Weight): 15g

### ■ 风压&风量曲线图 P and Q CURVE

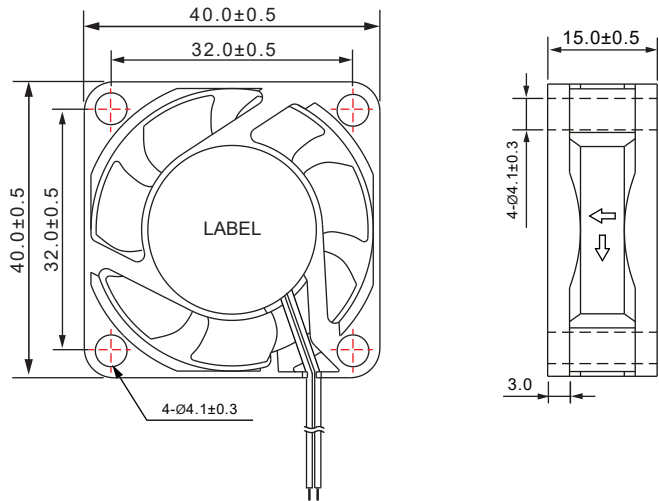


型号 Model	轴承类型 Bearing Type	版本 Version	电压 Rated Voltage	电流 Current	功率 Input Power	转速 Speed	风量 Air Flow	风压 Static Pressure	噪音 Noise Level
			VDC	Amp	Watt	RPM	CFM	MM-H <sub>2</sub> O	dBA
CC4010L05D	2-Ball	-B	5V	0.10	0.50	5,000±10%	3.50	1.90	19.0
CC4010L05SH	Hydraulic								
CC4010M05D	2-Ball	-B	5V	0.12	0.60	6,000±10%	4.70	2.60	21.0
CC4010M05SH	Hydraulic								
CC4010H05D	2-Ball	-B	5V	0.16	0.80	8,000±10%	6.20	4.50	26.0
CC4010H05SH	Hydraulic								
CC4010L12D	2-Ball	-B	12V	0.04	0.48	5,000±10%	3.50	1.90	19.0
CC4010L12SH	Hydraulic								
CC4010M12D	2-Ball	-B	12V	0.05	0.60	6,000±10%	4.70	2.66	21.0
CC4010M12SH	Hydraulic								
CC4010H12D	2-Ball	-B	12V	0.06	0.72	8,000±10%	6.20	4.50	26.0
CC4010H12SH	Hydraulic								

- \* 以上为额定电压下的常规参数 (All readings are typical values at rated voltage)
- \* 规格如有变动不另行通知 (Specifications are subjected to change without prior notice)

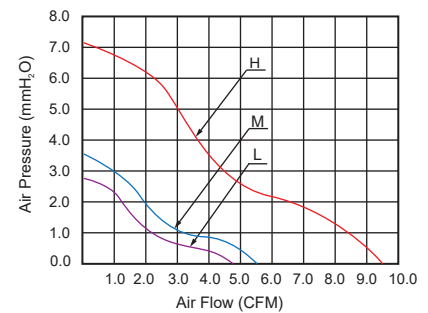
## DC Axial Fan 40x40x15mm

### ■ 尺寸图 (DIMENSION DRAWING)



- \* 轴承类型: 含油轴承, 双滚珠轴承 (Bearing type:Sleeve,2-Ball)
- \* 材料(Material):  
框叶(Frame & Impeller):PBT
- \* 引线(Lead wire):  
UL2468 AWG #26 or equivalent  
红色线正级 Red Wire Positive (+)  
黑色线负级 Black Wire Negative (-)
- \* 可选择增加风扇功能(Functions are optional)
- \* 重量(Weight):23g

### ■ 风压&风量曲线图 P and Q CURVE

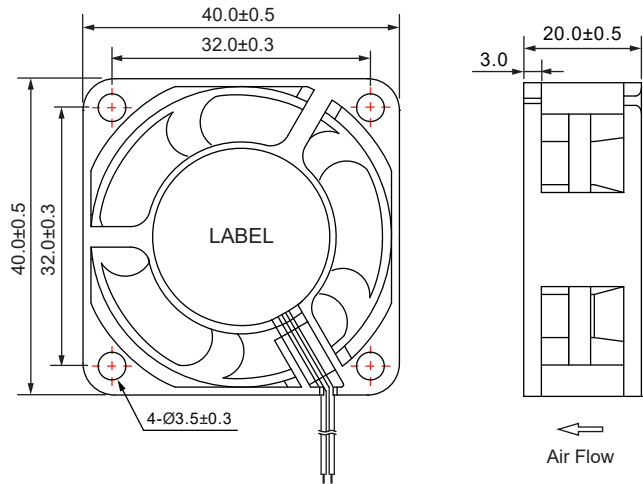



型号 Model	轴承类型 Bearing Type	电压 Rated Voltage	电压范围 Operation Voltage	电流 Current	功率 Input Power	转速 Speed	风量 Air Flow	风压 Static Pressure	噪音 Noise Level
		VDC	VDC	Amp	Watt	RPM	CFM	MM-H <sub>2</sub> O	dBA
CC4015L05S	Sleeve	5V	4.5~5.5	0.06	0.30	5,000±10%	4.80	2.80	21.0
CC4015L05D	2-Ball								
CC4015M05S	Sleeve	5V	4.5~5.5	0.18	0.90	6,000±10%	5.30	3.40	24.0
CC4015M05D	2-Ball								
CC4015H05S	Sleeve	5V	4.5~5.5	0.30	1.50	8,000±10%	9.50	7.10	32.0
CC4015H05D	2-Ball								
CC4015L12S	Sleeve	12V	10.8~13.2	0.04	0.48	5,000±10%	4.80	2.80	21.0
CC4015L12D	2-Ball								
CC4015M12S	Sleeve	12V	10.8~13.2	0.05	0.60	6,000±10%	5.30	3.40	24.0
CC4015M12D	2-Ball								
CC4015H12S	Sleeve	12V	10.8~13.2	0.15	1.80	8,000±10%	9.50	7.10	32.0
CC4015H12D	2-Ball								

- \* 以上为额定电压下的常规参数(All readings are typical values at rated voltage)
- \* 规格如有变动不另行通知(Specifications are subjected to change without prior notice)

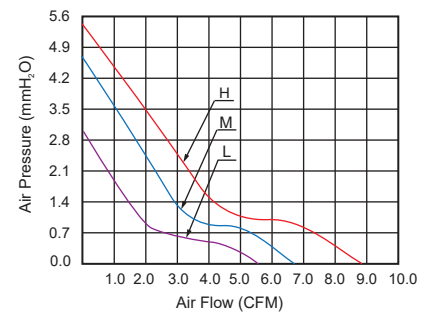
## DC Axial Fan 40x40x20mm

### ■ 尺寸图 (DIMENSION DRAWING)



- \* 轴承类型: 含油轴承, 双滚珠轴承, 液压轴承  
(Bearing type: Sleeve, 2-Ball, Hydraulic)
- \* 材料(Material):  
框叶(Frame & Impeller): PBT
- \* 引线(Lead wire):  
UL2468 AWG #26 or equivalent  
红色线正级 Red Wire Positive (+)  
黑色线负级 Black Wire Negative (-)
- \* 可选择增加风扇功能(Functions are optional)
- \* 重量(Weight): 24g

### ■ 风压&风量曲线图 P and Q CURVE

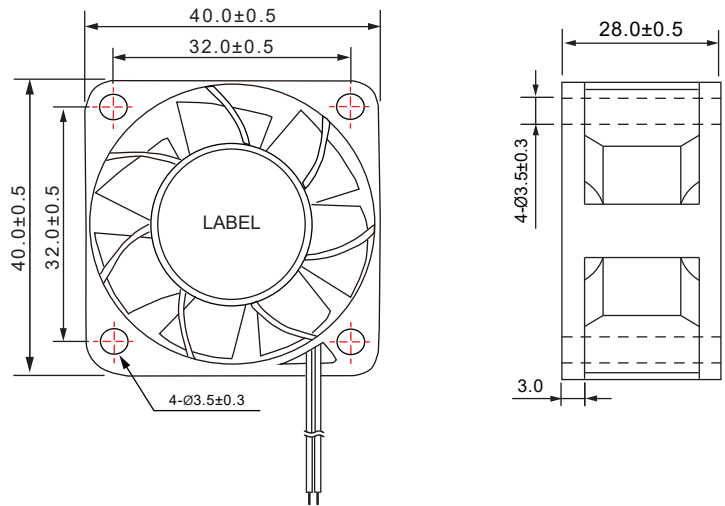


型号 Model	轴承类型 Bearing Type	电压 Rated Voltage	电压范围 Operation Voltage	电流 Current	功率 Input Power	转速 Speed	风量 Air Flow	风压 Static Pressure	噪音 Noise Level
		VDC	VDC	Amp	Watt	RPM	CFM	MM-H <sub>2</sub> O	dBA
CC4020L05S	Sleeve	5V	4.5~5.5	0.12	0.60	5,000±10%	5.70	2.90	20.0
CC4020L05D	2-Ball								
CC4020L05SH	Hydraulic								
CC4020M05S	Sleeve	5V	4.5~5.5	0.18	0.90	6,500±10%	6.70	4.50	30.0
CC4020M05D	2-Ball								
CC4020M05SH	Hydraulic								
CC4020H05S	Sleeve	5V	4.5~5.5	0.28	1.40	8,000±10%	8.90	5.30	37.0
CC4020H05D	2-Ball								
CC4020H05SH	Hydraulic								
CC4020L12S	Sleeve	12V	10.8~13.2	0.06	0.72	5,000±10%	5.70	2.90	20.0
CC4020L12D	2-Ball								
CC4020L12SH	Hydraulic								
CC4020M12S	Sleeve	12V	10.8~13.2	0.07	0.84	6,500±10%	6.70	4.50	30.0
CC4020M12D	2-Ball								
CC4020M12SH	Hydraulic								
CC4020H12S	Sleeve	12V	10.8~13.2	0.10	1.20	8,000±10%	8.90	5.30	37.0
CC4020H12D	2-Ball								
CC4020H12SH	Hydraulic								

- \* 以上为额定电压下的常规参数(All readings are typical values at rated voltage)
- \* 规格如有变动不另行通知(Specifications are subjected to change without prior notice)

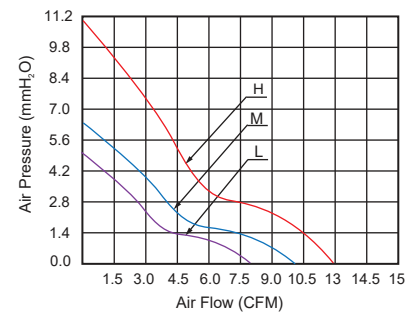
## DC Axial Fan 40x40x28mm

### ■ 尺寸图 (DIMENSION DRAWING)



- \* 轴承类型: 含油轴承, 双滚珠轴承 (Bearing type:Sleeve,2-Ball)
- \* 材料(Material):  
框叶(Frame & Impeller):PBT
- \* 引线(Lead wire):  
UL2468 AWG #26 or equivalent  
红色线正级 Red Wire Positive (+)  
黑色线负级 Black Wire Negative (-)
- \* 可选择增加风扇功能(Functions are optional)
- \* 重量(Weight):40g

### ■ 风压&风量曲线图 P and Q CURVE

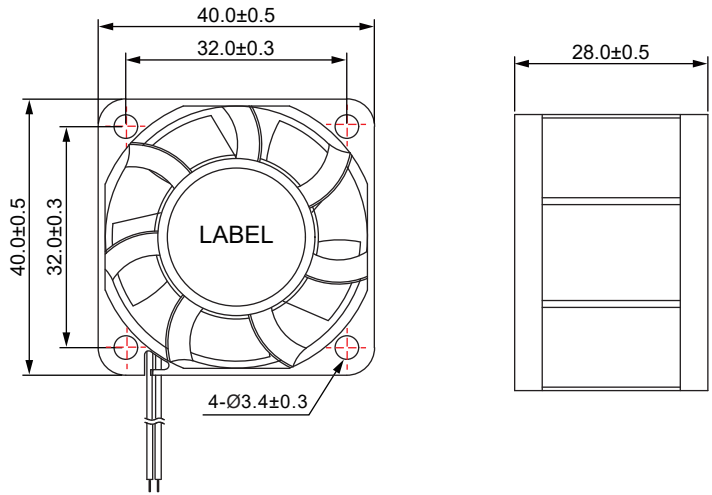



型号 Model	轴承类型 Bearing Type	版本 Version	电压 Rated Voltage	电流 Current	功率 Input Power	转速 Speed	风量 Air Flow	风压 Static Pressure	噪音 Noise Level
			VDC	Amp	Watt	RPM	CFM	MM-H <sub>2</sub> O	dBA
CC4028L12S	Sleeve	-A	12V	0.07	0.84	6,000±10%	8.20	4.70	32.0
CC4028L12D	2-Ball								
CC4028M12S	Sleeve	-A	12V	0.10	1.20	7,000±10%	10.0	5.80	37.0
CC4028M12D	2-Ball								
CC4028H12S	Sleeve	-A	12V	0.13	1.56	8,000±10%	13.0	11.0	41.0
CC4028H12D	2-Ball								
CC4028L24S	Sleeve	-A	24V	0.04	0.96	6,000±10%	8.20	4.70	32.0
CC4028L24D	2-Ball								
CC4028M24S	Sleeve	-A	24V	0.05	1.20	7,000±10%	10.0	5.80	37.0
CC4028M24D	2-Ball								
CC4028H24S	Sleeve	-A	24V	0.11	2.64	8,000±10%	13.0	11.0	41.0
CC4028H24D	2-Ball								

- \* 以上为额定电压下的常规参数(All readings are typical values at rated voltage)
- \* 规格如有变动不另行通知(Specifications are subjected to change without prior notice)

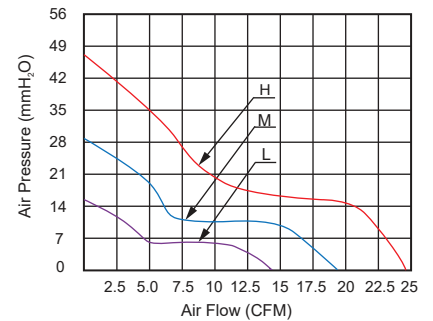
## DC Axial Fan 40x40x28mm

### ■ 尺寸图 (DIMENSION DRAWING)



- \* 轴承类型: 双滚珠轴承 (Bearing type: 2-Ball)
- \* 材料(Material):  
框叶(Frame & Impeller): PBT
- \* 引线(Lead wire):  
UL2468 AWG #26 or equivalent  
红色线正级 Red Wire Positive (+)  
黑色线负级 Black Wire Negative (-)
- \* 可选择增加风扇功能(Functions are optional)
- \* 重量(Weight): 46g

### ■ 风压&风量曲线图 P and Q CURVE

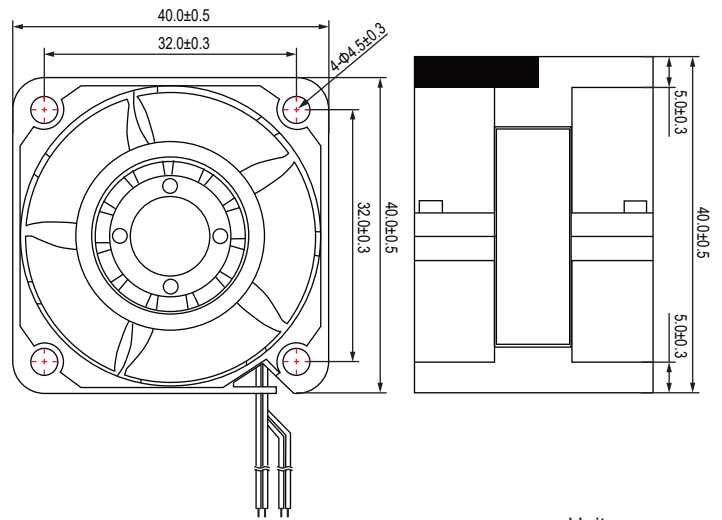


型号 Model	轴承类型 Bearing Type	版本 Version	电压 Rated Voltage	电流 Current	功率 Input Power	转速 Speed	风量 Air Flow	风压 Static Pressure	噪音 Noise Level
			VDC	Amp	Watt	RPM	CFM	MM-H <sub>2</sub> O	dBA
CC4028L12D	2-Ball	-C	12V	0.26	3.12	10,000±10%	14.1	14.5	43.1
CC4028M12D	2-Ball	-C	12V	0.52	6.24	14,000±10%	18.8	28.1	51.2
CC4028H12D	2-Ball	-C	12V	0.90	10.8	18,000±10%	24.3	47.7	57.2
CC4028L24D	2-Ball	-C	24V	0.14	3.36	10,000±10%	14.1	14.5	43.1
CC4028M24D	2-Ball	-C	24V	0.25	6.00	14,000±10%	18.8	28.1	51.2
CC4028H24D	2-Ball	-C	24V	0.40	9.60	18,000±10%	24.3	47.7	57.2

- \* 以上为额定电压下的常规参数(All readings are typical values at rated voltage)
- \* 规格如有变动不另行通知(Specifications are subjected to change without prior notice)

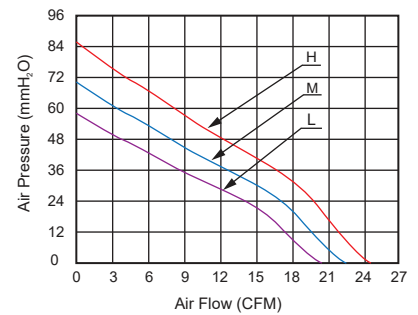
## DC Axial Fan 40x40x56mm

### ■ 尺寸图 (DIMENSION DRAWING)



Unit:mm

### ■ 风压&风量曲线图 P and Q CURVE



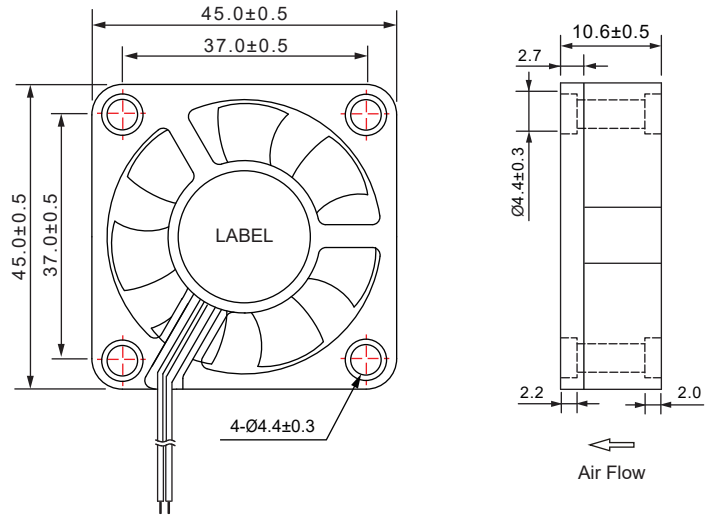

- \* 轴承类型: 双滚珠轴承 (Bearing type:2-Ball)
- \* 材料(Material):  
框叶(Frame & Impeler):PBT
- \* 引线(Lead wire):  
UL2468 AWG #28 or equivalent  
红色线正级 Red Wire Positive (+)  
黑色线负级 Black Wire Negative (-)
- \* 可选择增加风扇功能(Functions are optional)
- \* 重量(Weight):85g

型号 Model	轴承类型 Bearing Type	电压 Rated Voltage	电流 Current	功率 Input Power	前风扇转速 Speed	后风扇转速 Speed	风量 Air Flow	风压 Static Pressure	噪音 Noise Level
		VDC	Amp	Watt	RPM	RPM	CFM	MM-H <sub>2</sub> O	dBA
CC4056L12D	2-Ball	12V	0.40	4.80	16,500±10%	16,300±10%	19.80	58.50	61.0
CC4056M12D	2-Ball	12V	0.60	7.20	18,000±10%	17,700±10%	22.10	70.60	63.0
CC4056H12D	2-Ball	12V	0.80	9.60	20,000±10%	19,600±10%	24.20	84.10	65.0

- \* 以上为额定电压下的常规参数(All readings are typical values at rated voltage)
- \* 规格如有变动不另行通知(Specifications are subjected to change without prior notice)

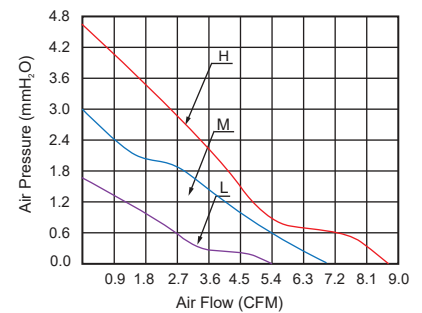
## DC Axial Fan 45x45x10mm

### ■ 尺寸图 (DIMENSION DRAWING)



- \* 轴承类型: 含油轴承, 双滚珠轴承 (Bearing type: Sleeve, 2-Ball)
- \* 材料(Material):  
框叶(Frame & Impeller): PBT
- \* 引线(Lead wire):  
UL2468 AWG #26 or equivalent  
红色线正级 Red Wire Positive (+)  
黑色线负级 Black Wire Negative (-)
- \* 可选择增加风扇功能(Functions are optional)
- \* 重量(Weight): 14g

### ■ 风压&风量曲线图 P and Q CURVE

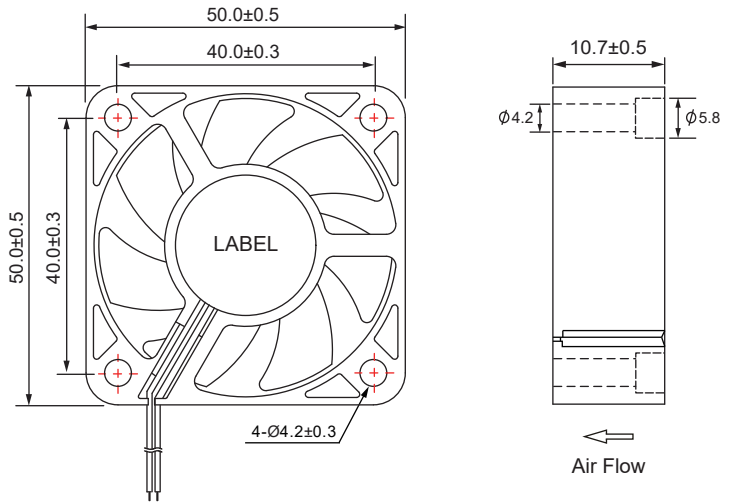



型号 Model	轴承类型 Bearing Type	电压 Rated Voltage	电压范围 Operation Voltage	电流 Current	功率 Input Power	转速 Speed	风量 Air Flow	风压 Static Pressure	噪音 Noise Level
		VDC	VDC	Amp	Watt	RPM	CFM	MM-H <sub>2</sub> O	dBA
CC4510L12S	Sleeve	12V	10.8~13.2	0.04	0.48	4,000±10%	5.40	1.60	25.0
CC4510L12D	2-Ball								
CC4510M12S	Sleeve	12V	10.8~13.2	0.06	0.72	5,000±10%	7.00	3.00	30.0
CC4510M12D	2-Ball								
CC4510H12S	Sleeve	12V	10.8~13.2	0.10	1.20	6,000±10%	8.50	4.70	35.0
CC4510H12D	2-Ball								
CC4510L24S	Sleeve	24V	21.6~26.4	0.02	0.48	4,000±10%	5.40	1.60	25.0
CC4510L24D	2-Ball								
CC4510M24S	Sleeve	24V	21.6~26.4	0.03	0.72	5,000±10%	7.00	3.00	30.0
CC4510M24D	2-Ball								
CC4510H24S	Sleeve	24V	21.6~26.4	0.04	0.96	6,000±10%	8.50	4.70	35.0
CC4510H24D	2-Ball								

- \* 以上为额定电压下的常规参数(All readings are typical values at rated voltage)
- \* 规格如有变动不另行通知(Specifications are subjected to change without prior notice)

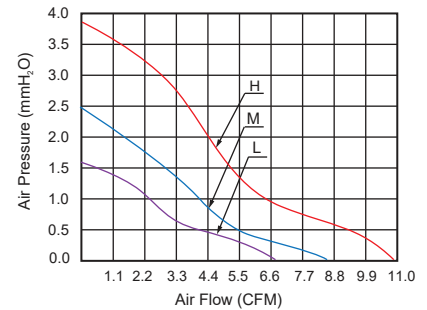
## DC Axial Fan 50x50x10mm

### ■ 尺寸图 (DIMENSION DRAWING)



- \* 轴承类型: 含油轴承, 双滚珠轴承, 液压轴承 (Bearing type: Sleeve, 2-Ball, Hydraulic)
- \* 材料(Material):  
框叶(Frame & Impeller): PBT
- \* 引线(Lead wire):  
UL2468 AWG #26 or equivalent  
红色线正级 Red Wire Positive (+)  
黑色线负级 Black Wire Negative (-)
- \* 可选择增加风扇功能(Functions are optional)
- \* 重量(Weight): 19g

### ■ 风压&风量曲线图 P and Q CURVE

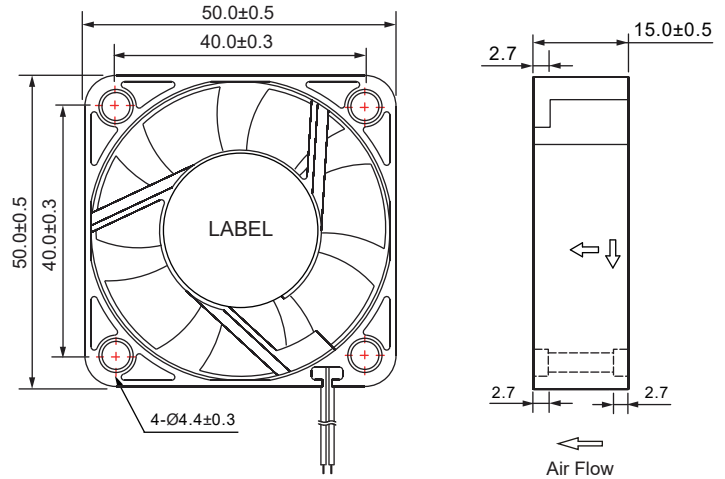


型号 Model	轴承类型 Bearing Type	电压 Rated Voltage	电压范围 Operation Voltage	电流 Current	功率 Input Power	转速 Speed	风量 Air Flow	风压 Static Pressure	噪音 Noise Level
		VDC	VDC	Amp	Watt	RPM	CFM	MM-H <sub>2</sub> O	dBA
CC5010L05S	Sleeve	5V	4.5~5.5	0.08	0.40	4,000±10%	6.70	1.60	23.5
CC5010L05D	2-Ball								
CC5010L05SH	Hydraulic								
CC5010M05S	Sleeve	5V	4.5~5.5	0.10	0.50	5,000±10%	8.40	2.50	28.5
CC5010M05D	2-Ball								
CC5010M05SH	Hydraulic								
CC5010H05S	Sleeve	5V	4.5~5.5	0.12	0.60	6,000±10%	10.8	3.70	34.0
CC5010H05D	2-Ball								
CC5010H05SH	Hydraulic								
CC5010L12S	Sleeve	12V	10.8~13.2	0.03	0.36	4,000±10%	6.70	1.60	23.5
CC5010L12D	2-Ball								
CC5010L12SH	Hydraulic								
CC5010M12S	Sleeve	12V	10.8~13.2	0.04	0.48	5,000±10%	8.40	2.50	28.5
CC5010M12D	2-Ball								
CC5010M12SH	Hydraulic								
CC5010H12S	Sleeve	12V	10.8~13.2	0.09	1.08	6,000±10%	10.8	3.70	34.0
CC5010H12D	2-Ball								
CC5010H12SH	Hydraulic								

\* 以上为额定电压下的常规参数(All readings are typical values at rated voltage)  
\* 规格如有变动不另行通知(Specifications are subjected to change without prior notice)

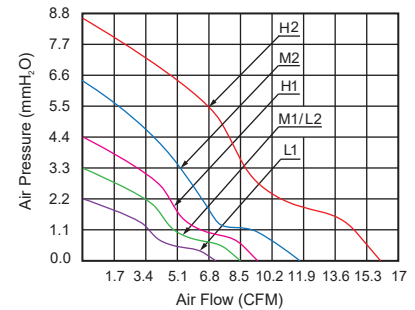
## DC Axial Fan 50x50x15mm

### ■ 尺寸图 (DIMENSION DRAWING)



- \* 轴承类型: 含油轴承, 双滚珠轴承, 液压轴承  
(Bearing type: Sleeve, 2-Ball, Hydraulic)
- \* 材料(Material):  
框叶(Frame & Impeller): PBT
- \* 引线(Lead wire):  
UL2468 AWG #26 or equivalent  
红色线正级 Red Wire Positive (+)  
黑色线负级 Black Wire Negative (-)
- \* 可选择增加风扇功能(Functions are optional)
- \* 重量(Weight): 29.0g

### ■ 风压&风量曲线图 P and Q CURVE

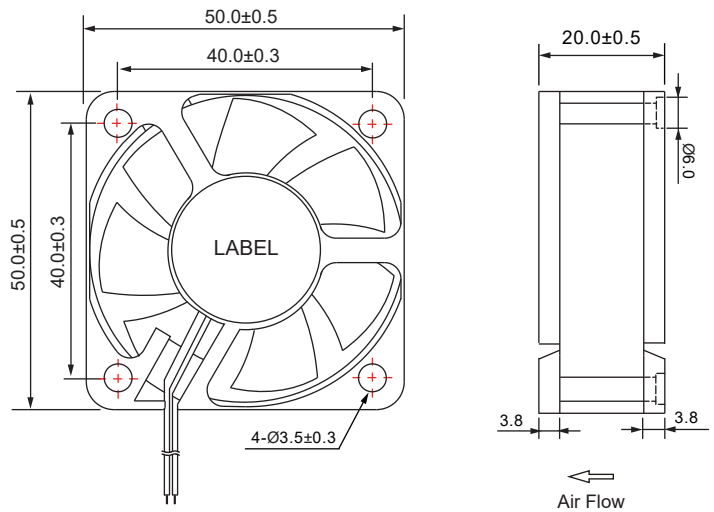



型号 Model	轴承类型 Bearing Type	电压 Rated Voltage	电压范围 Operation Voltage	电流 Current	功率 Input Power	转速 Speed	风量 Air Flow	风压 Static Pressure	噪音 Noise Level
		VDC	VDC	Amp	Watt	RPM	CFM	MM-H <sub>2</sub> O	dBA
CC5015L05S	Sleeve	5V	4.5~5.5	0.11	0.55	4,500±10%	7.10	2.20	26.0
CC5015L05D	2-Ball								
CC5015L05SH	Hydraulic								
CC5015M05S	Sleeve	5V	4.5~5.5	0.25	1.25	5,000±10%	8.50	3.30	29.0
CC5015M05D	2-Ball								
CC5015M05SH	Hydraulic								
CC5015H05S	Sleeve	5V	4.5~5.5	0.35	1.75	5,500±10%	9.40	4.40	31.0
CC5015H05D	2-Ball								
CC5015H05SH	Hydraulic								
CC5015L12S	Sleeve	12V	10.8~13.2	0.07	0.84	5,000±10%	8.50	3.30	29.0
CC5015L12D	2-Ball								
CC5015L12SH	Hydraulic								
CC5015M12S	Sleeve	12V	10.8~13.2	0.14	1.68	6,500±10%	11.8	6.30	35.0
CC5015M12D	2-Ball								
CC5015M12SH	Hydraulic								
CC5015H12S	Sleeve	12V	10.8~13.2	0.21	2.52	8,000±10%	16.0	8.50	40.5
CC5015H12D	2-Ball								
CC5015H12SH	Hydraulic								

- \* 以上为额定电压下的常规参数(All readings are typical values at rated voltage)
- \* 规格如有变动不另行通知(Specifications are subjected to change without prior notice)

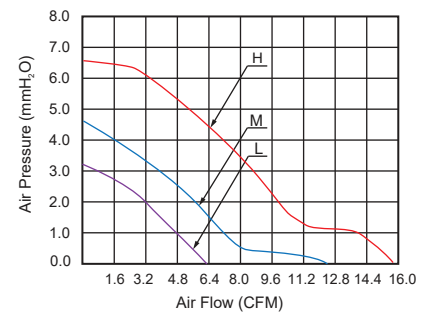
## DC Axial Fan 50x50x20mm

### ■ 尺寸图 (DIMENSION DRAWING)



- \* 轴承类型: 含油轴承, 双滚珠轴承, 液压轴承 (Bearing type: Sleeve, 2-Ball, Hydraulic)
- \* 材料(Material):  
框叶(Frame & Impeller): PBT
- \* 引线(Lead wire):  
UL2468 AWG #26 or equivalent  
红色线正级 Red Wire Positive (+)  
黑色线负级 Black Wire Negative (-)
- \* 可选择增加风扇功能(Functions are optional)
- \* 重量(Weight): 31.0g

### ■ 风压&风量曲线图 P and Q CURVE

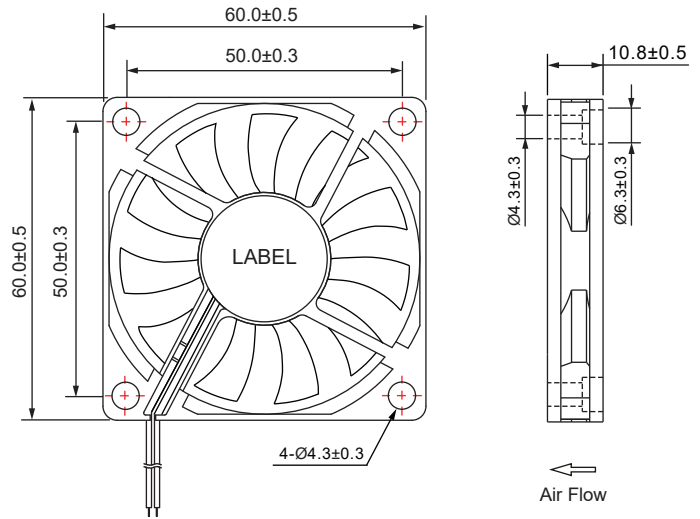


型号 Model	轴承类型 Bearing Type	电压 Rated Voltage	电压范围 Operation Voltage	电流 Current	功率 Input Power	转速 Speed	风量 Air Flow	风压 Static Pressure	噪音 Noise Level
		VDC	VDC	Amp	Watt	RPM	CFM	MM-H <sub>2</sub> O	dBA
CC5020L05S	Sleeve	5V	4.5~5.5	0.13	0.65	4,000±10%	6.30	3.10	28.0
CC5020L05D	2-Ball								
CC5020L05SH	Hydraulic								
CC5020M05S	Sleeve	5V	4.5~5.5	0.16	0.80	5,000±10%	12.50	4.30	34.0
CC5020M05D	2-Ball								
CC5020M05SH	Hydraulic								
CC5020H05S	Sleeve	5V	4.5~5.5	0.35	1.75	6,000±10%	15.50	6.40	39.0
CC5020H05D	2-Ball								
CC5020H05SH	Hydraulic								
CC5020L12S	Sleeve	12V	10.8~13.2	0.04	0.48	4,000±10%	6.30	3.10	28.0
CC5020L12D	2-Ball								
CC5020L12SH	Hydraulic								
CC5020M12S	Sleeve	12V	10.8~13.2	0.08	0.96	5,000±10%	12.50	4.30	34.0
CC5020M12D	2-Ball								
CC5020M12SH	Hydraulic								
CC5020H12S	Sleeve	12V	10.8~13.2	0.13	1.56	6,000±10%	15.50	6.40	39.0
CC5020H12D	2-Ball								
CC5020H12SH	Hydraulic								

- \* 以上为额定电压下的常规参数(All readings are typical values at rated voltage)
- \* 规格如有变动不另行通知(Specifications are subjected to change without prior notice)

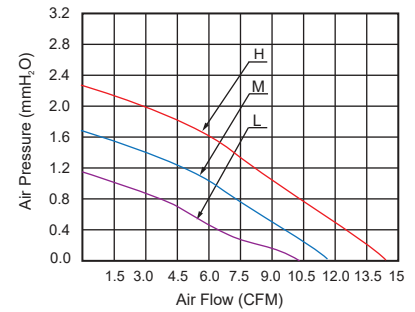
## DC Axial Fan 60x60x10mm

### ■ 尺寸图 (DIMENSION DRAWING)



- \* 轴承类型: 含油轴承, 双滚珠轴承, 液压轴承  
(Bearing type: Sleeve, 2-Ball, Hydraulic)
- \* 材料(Material):  
框叶(Frame & Impeller): PBT
- \* 引线(Lead wire):  
UL2468 AWG #26 or equivalent  
红色线正级 Red Wire Positive (+)  
黑色线负级 Black Wire Negative (-)
- \* 可选择增加风扇功能(Functions are optional)
- \* 重量(Weight): 23.0g

### ■ 风压&风量曲线图 P and Q CURVE

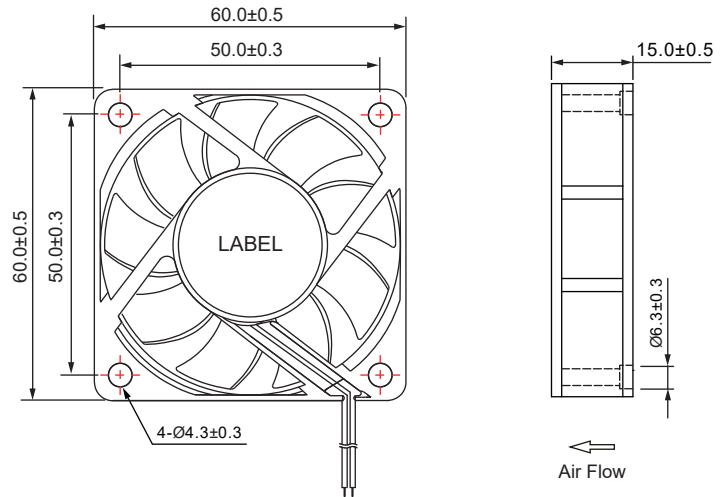


型号 Model	轴承类型 Bearing Type	电压 Rated Voltage	电压范围 Operation Voltage	电流 Current	功率 Input Power	转速 Speed	风量 Air Flow	风压 Static Pressure	噪音 Noise Level
		VDC	VDC	Amp	Watt	RPM	CFM	MM-H <sub>2</sub> O	dBA
CC6010L05S	Sleeve	5V	4.5~5.5	0.14	0.70	3,000±10%	10.30	1.10	26.5
CC6010L05D	2-Ball								
CC6010L05SH	Hydraulic								
CC6010M05S	Sleeve	5V	4.5~5.5	0.25	1.25	3,500±10%	11.60	1.70	30.0
CC6010M05D	2-Ball								
CC6010M05SH	Hydraulic								
CC6010H05S	Sleeve	5V	4.5~5.5	0.35	1.75	4,000±10%	14.00	2.20	35.0
CC6010H05D	2-Ball								
CC6010H05SH	Hydraulic								
CC6010L12S	Sleeve	12V	10.8~13.2	0.10	1.20	3,000±10%	10.30	1.10	26.5
CC6010L12D	2-Ball								
CC6010L12SH	Hydraulic								
CC6010M12S	Sleeve	12V	10.8~13.2	0.12	1.44	3,500±10%	11.60	1.70	30.0
CC6010M12D	2-Ball								
CC6010M12SH	Hydraulic								
CC6010H12S	Sleeve	12V	10.8~13.2	0.23	2.76	4,000±10%	14.00	2.20	35.0
CC6010H12D	2-Ball								
CC6010H12SH	Hydraulic								

- \* 以上为额定电压下的常规参数(All readings are typical values at rated voltage)
- \* 规格如有变动不另行通知(Specifications are subjected to change without prior notice)

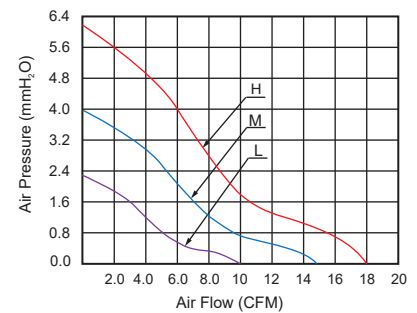
## DC Axial Fan 60x60x15mm

### ■ 尺寸图 (DIMENSION DRAWING)



- \* 轴承类型: 含油轴承, 双滚珠轴承, 液压轴承  
(Bearing type: Sleeve, 2-Ball, Hydraulic)
- \* 材料(Material):  
框叶(Frame & Impeller): PBT
- \* 引线(Lead wire):  
UL2468 AWG #26 or equivalent  
红色线正级 Red Wire Positive (+)  
黑色线负级 Black Wire Negative (-)
- \* 可选择增加风扇功能(Functions are optional)
- \* 重量(Weight): 34.0g

### ■ 风压&风量曲线图 P and Q CURVE

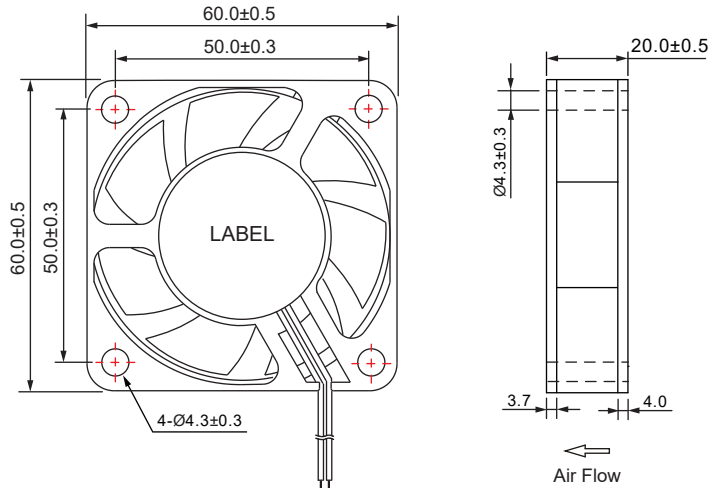


型号 Model	轴承类型 Bearing Type	电压 Rated Voltage	电压范围 Operation Voltage	电流 Current	功率 Input Power	转速 Speed	风量 Air Flow	风压 Static Pressure	噪音 Noise Level
		VDC	VDC	Amp	Watt	RPM	CFM	MM-H <sub>2</sub> O	dBA
CC6015L05S	Sleeve	5V	4.5~5.5	0.15	0.75	3,000±10%	10.00	2.30	23.0
CC6015L05D	2-Ball								
CC6015L05SH	Hydraulic								
CC6015M05S	Sleeve	5V	4.5~5.5	0.20	1.00	4,000±10%	14.50	4.00	29.5
CC6015M05D	2-Ball								
CC6015M05SH	Hydraulic								
CC6015H05S	Sleeve	5V	4.5~5.5	0.38	1.90	5,000±10%	18.00	6.00	36.0
CC6015H05D	2-Ball								
CC6015H05SH	Hydraulic								
CC6015L12S	Sleeve	12V	10.8~13.2	0.05	0.60	3,000±10%	10.00	2.30	23.0
CC6015L12D	2-Ball								
CC6015L12SH	Hydraulic								
CC6015M12S	Sleeve	12V	10.8~13.2	0.10	1.20	4,000±10%	14.50	4.00	29.5
CC6015M12D	2-Ball								
CC6015M12SH	Hydraulic								
CC6015H12S	Sleeve	12V	10.8~13.2	0.20	2.40	5,000±10%	18.00	6.00	36.0
CC6015H12D	2-Ball								
CC6015H12SH	Hydraulic								

- \* 以上为额定电压下的常规参数(All readings are typical values at rated voltage)
- \* 规格如有变动不另行通知(Specifications are subjected to change without prior notice)

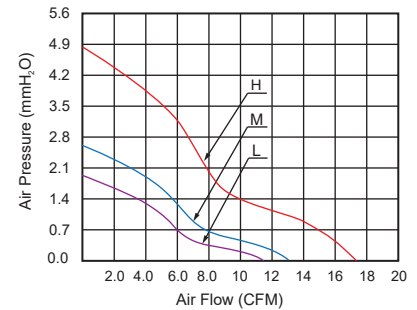
## DC Axial Fan 60x60x20mm

### ■ 尺寸图 (DIMENSION DRAWING)



- \* 轴承类型: 含油轴承, 双滚珠轴承, 液压轴承 (Bearing type: Sleeve, 2-Ball, Hydraulic)
- \* 材料(Material):  
框叶(Frame & Impeller): PBT
- \* 引线(Lead wire):  
UL2468 AWG #26 or equivalent  
红色线正级 Red Wire Positive (+)  
黑色线负级 Black Wire Negative (-)
- \* 可选择增加风扇功能(Functions are optional)
- \* 重量(Weight): 50.0g

### ■ 风压&风量曲线图 P and Q CURVE

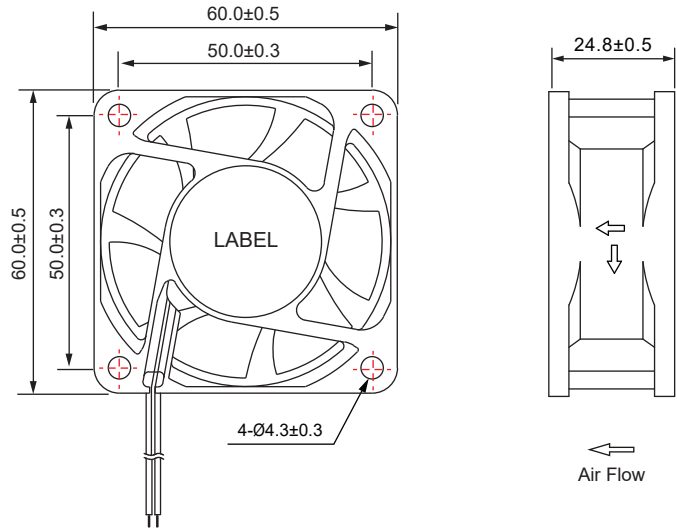


型号 Model	轴承类型 Bearing Type	电压 Rated Voltage	电压范围 Operation Voltage	电流 Current	功率 Input Power	转速 Speed	风量 Air Flow	风压 Static Pressure	噪音 Noise Level
		VDC	VDC	Amp	Watt	RPM	CFM	MM-H <sub>2</sub> O	dBA
CC6020L05S	Sleeve	5V	4.5~5.5	0.11	0.55	3,000±10%	11.00	1.80	23.0
CC6020L05D	2-Ball								
CC6020L05SH	Hydraulic								
CC6020M05S	Sleeve	5V	4.5~5.5	0.25	1.25	4,000±10%	12.80	2.60	31.0
CC6020M05D	2-Ball								
CC6020M05SH	Hydraulic								
CC6020H05S	Sleeve	5V	4.5~5.5	0.40	2.00	5,000±10%	16.50	4.80	37.0
CC6020H05D	2-Ball								
CC6020H05SH	Hydraulic								
CC6020L12S	Sleeve	12V	10.8~13.2	0.08	0.96	3,000±10%	11.00	1.80	23.0
CC6020L12D	2-Ball								
CC6020L12SH	Hydraulic								
CC6020M12S	Sleeve	12V	10.8~13.2	0.10	1.20	4,000±10%	12.80	2.60	31.0
CC6020M12D	2-Ball								
CC6020M12SH	Hydraulic								
CC6020H12S	Sleeve	12V	10.8~13.2	0.13	1.56	5,000±10%	16.50	4.80	37.0
CC6020H12D	2-Ball								
CC6020H12SH	Hydraulic								

- \* 以上为额定电压下的常规参数(All readings are typical values at rated voltage)
- \* 规格如有变动不另行通知(Specifications are subjected to change without prior notice)

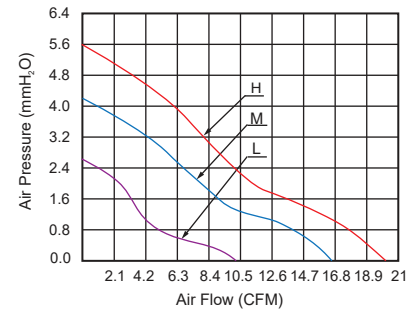
## DC Axial Fan 60x60x25mm

### ■ 尺寸图 (DIMENSION DRAWING)



- \* 轴承类型: 含油轴承, 双滚珠轴承, 液压轴承 (Bearing type: Sleeve, 2-Ball, Hydraulic)
- \* 材料(Material):  
框叶(Frame & Impeller): PBT
- \* 引线(Lead wire):  
UL2468 AWG #26 or equivalent  
红色线正级 Red Wire Positive (+)  
黑色线负级 Black Wire Negative (-)
- \* 可选择增加风扇功能(Functions are optional)
- \* 重量(Weight): 56g

### ■ 风压&风量曲线图 P and Q CURVE

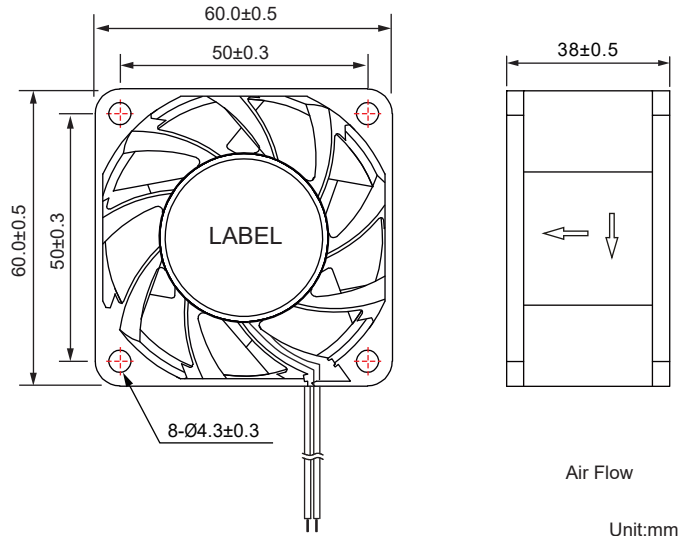


型号 Model	轴承类型 Bearing Type	电压 Rated Voltage	电压范围 Operation Voltage	电流 Current	功率 Input Power	转速 Speed	风量 Air Flow	风压 Static Pressure	噪音 Noise Level
		VDC	VDC	Amp	Watt	RPM	CFM	MM-H <sub>2</sub> O	dBA
CC6025L12S	Sleeve	12V	10.8~13.2	0.05	0.60	3,000±10%	10.00	2.50	22.0
CC6025L12D	2-Ball								
CC6025L12SH	Hydraulic								
CC6025M12S	Sleeve	12V	10.8~13.2	0.11	1.32	4,000±10%	16.70	4.10	30.4
CC6025M12D	2-Ball								
CC6025M12SH	Hydraulic								
CC6025H12S	Sleeve	12V	10.8~13.2	0.18	2.16	5,000±10%	20.50	5.80	35.7
CC6025H12D	2-Ball								
CC6025H12SH	Hydraulic								
CC6025L24S	Sleeve	24V	21.6~26.4	0.06	1.44	3,000±10%	10.00	2.50	22.0
CC6025L24D	2-Ball								
CC6025L24SH	Hydraulic								
CC6025M24S	Sleeve	24V	21.6~26.4	0.12	2.88	4,000±10%	16.70	4.10	30.4
CC6025M24D	2-Ball								
CC6025M24SH	Hydraulic								
CC6025H24S	Sleeve	24V	21.6~26.4	0.20	4.80	5,000±10%	20.50	5.80	35.7
CC6025H24D	2-Ball								
CC6025H24SH	Hydraulic								

- \* 以上为额定电压下的常规参数(All readings are typical values at rated voltage)
- \* 规格如有变动不另行通知(Specifications are subjected to change without prior notice)

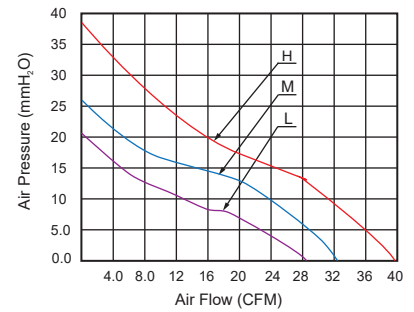
## DC Axial Fan 60x60x38mm

### ■ 尺寸图 (DIMENSION DRAWING)



Unit:mm

### ■ 风压&风量曲线图 P and Q CURVE



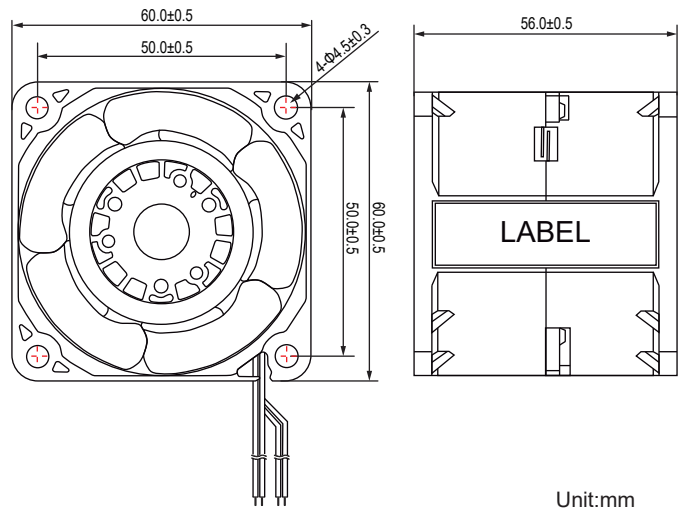
- \* 轴承类型: 含油轴承, 双滚珠轴承 (Bearing type:Sleeve,2-Ball)
- \* 材料(Material):  
框叶(Frame & Impeller):PBT
- \* 引线(Lead wire):  
UL2468 AWG #26 or equivalent  
红色线正级 Red Wire Positive (+)  
黑色线负级 Black Wire Negative (-)
- \* 可选择增加风扇功能(Functions are optional)
- \* 重量(Weight):168g

型号 Model	轴承类型 Bearing Type	电压 Rated Voltage	电压范围 Operation Voltage	电流 Current	功率 Input Power	转速 Speed	风量 Air Flow	风压 Static Pressure	噪音 Noise Level
		VDC	VDC	Amp	Watt	RPM	CFM	MM-H <sub>2</sub> O	dBA
CC6038L12S	Sleeve	12V	10.8~13.2	0.30	3.60	8,000±10%	28.50	20.4	44.0
CC6038L12D	2-Ball								
CC6038M12S	Sleeve	12V	10.8~13.2	0.50	6.00	9,000±10%	32.70	26.1	46.8
CC6038M12D	2-Ball								
CC6038H12S	Sleeve	12V	10.8~13.2	1.00	12.0	11,000±10%	39.70	37.5	51.5
CC6038H12D	2-Ball								
CC6038L24S	Sleeve	24V	21.6~26.4	0.25	6.00	8,000±10%	28.50	20.4	44.0
CC6038L24D	2-Ball								
CC6038M24S	Sleeve	24V	21.6~26.4	0.35	8.40	9,000±10%	32.70	26.1	46.8
CC6038M24D	2-Ball								
CC6038H24S	Sleeve	24V	21.6~26.4	0.50	12.0	11,000±10%	39.70	37.5	51.5
CC6038H24D	2-Ball								

- \* 以上为额定电压下的常规参数(All readings are typical values at rated voltage)
- \* 规格如有变动不另行通知(Specifications are subjected to change without prior notice)

## DC Axial Fan 60x60x56mm

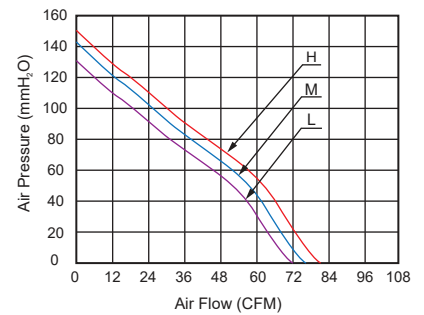
### ■ 尺寸图 (DIMENSION DRAWING)



Unit:mm

- \* 轴承类型: 双滚珠轴承 (Bearing type:2-Ball)
- \* 材料(Material):  
框叶(Frame & Impeller):PBT
- \* 引线(Lead wire):  
UL2468 AWG #28 or equivalent  
红色线正级 Red Wire Positive (+)  
黑色线负级 Black Wire Negative (-)
- \* 可选择增加风扇功能(Functions are optional)
- \* 重量(Weight):185g

### ■ 风压&风量曲线图 P and Q CURVE

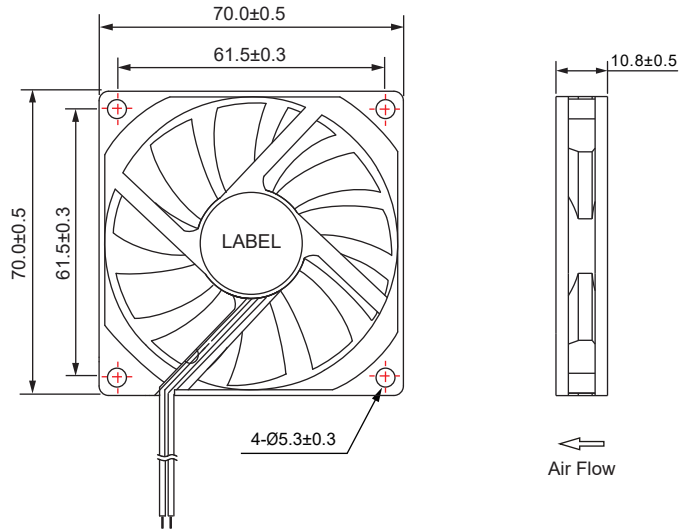


型号 Model	轴承类型 Bearing Type	电压 Rated Voltage	电流 Current	功率 Input Power	前风扇转速 Speed	后风扇转速 Speed	风量 Air Flow	风压 Static Pressure	噪音 Noise Level
		VDC	Amp	Watt	RPM	RPM	CFM	MM-H <sub>2</sub> O	dBA
CC6056L12D	2-Ball	12V	1.30	15.6	18,000±10%	16,700±10%	70.90	131.30	76.0
CC6056M12D	2-Ball	12V	1.70	20.4	19,500±10%	18,000±10%	76.40	142.60	77.0
CC6056H12D	2-Ball	12V	2.00	24.0	20,500±10%	18,700±10%	80.90	148.90	80.0

- \* 以上为额定电压下的常规参数(All readings are typical values at rated voltage)
- \* 规格如有变动不另行通知(Specifications are subjected to change without prior notice)

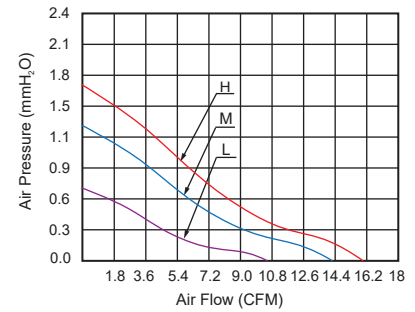
## DC Axial Fan 70x70x10mm

### ■ 尺寸图 (DIMENSION DRAWING)



- \* 轴承类型: 含油轴承, 双滚珠轴承 (Bearing type:Sleeve,2-Ball)
- \* 材料(Material):  
框叶(Frame & Impeler):PBT
- \* 引线(Lead wire):  
UL2468 AWG #28 or equivalent  
红色线正级 Red Wire Positive (+)  
黑色线负级 Black Wire Negative (-)
- \* 可选择增加风扇功能(Functions are optional)
- \* 重量(Weight):26g

### ■ 风压&风量曲线图 P and Q CURVE

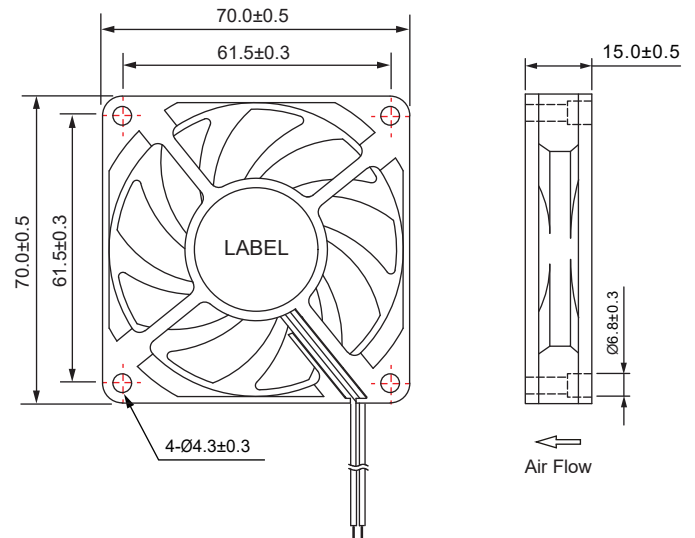


型号 Model	轴承类型 Bearing Type	电压 Rated Voltage	电压范围 Operation Voltage	电流 Current	功率 Input Power	转速 Speed	风量 Air Flow	风压 Static Pressure	噪音 Noise Level
		VDC	VDC	Amp	Watt	RPM	CFM	MM-H <sub>2</sub> O	dBA
CC7010L05S	Sleeve	5V	4.5~5.5	0.12	0.60	2,000±10%	10.00	0.75	18.0
CC7010L05D	2-Ball								
CC7010M05S	Sleeve	5V	4.5~5.5	0.20	1.00	2,500±10%	14.00	1.20	23.0
CC7010M05D	2-Ball								
CC7010H05S	Sleeve	5V	4.5~5.5	0.40	2.00	3,000±10%	15.90	1.70	28.5
CC7010H05D	2-Ball								
CC7010L12S	Sleeve	12V	10.8~13.2	0.07	0.84	2,000±10%	10.60	1.00	18.0
CC7010L12D	2-Ball								
CC7010M12S	Sleeve	12V	10.8~13.2	0.12	1.44	2,500±10%	13.30	1.20	23.0
CC7010M12D	2-Ball								
CC7010H12S	Sleeve	12V	10.8~13.2	0.17	2.04	3,000±10%	15.90	1.70	28.5
CC7010H12D	2-Ball								

- \* 以上为额定电压下的常规参数(All readings are typical values at rated voltage)
- \* 规格如有变动不另行通知(Specifications are subjected to change without prior notice)

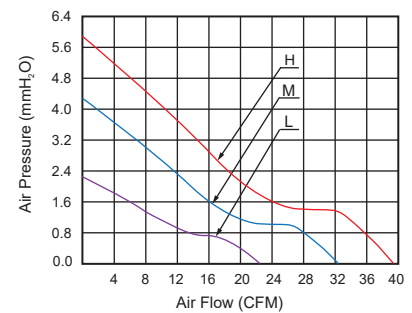
## DC Axial Fan 70x70x15mm

### ■ 尺寸图 (DIMENSION DRAWING)



- \* 轴承类型: 含油轴承, 双滚珠轴承, 液压轴承 (Bearing type: Sleeve, 2-Ball, Hydraulic)
- \* 材料(Material):  
框叶(Frame & Impeller): PBT
- \* 引线(Lead wire):  
UL2468 AWG #26 or equivalent  
红色线正级 Red Wire Positive (+)  
黑色线负级 Black Wire Negative (-)
- \* 可选择增加风扇功能(Functions are optional)
- \* 重量(Weight): 44g

### ■ 风压&风量曲线图 P and Q CURVE

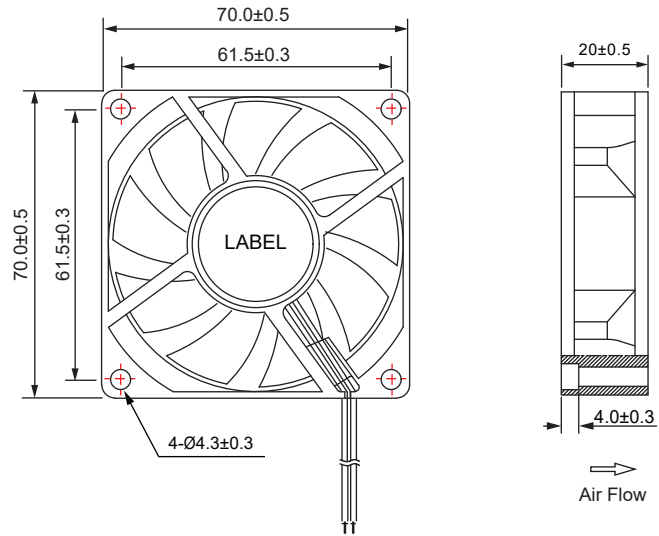


型号 Model	轴承类型 Bearing Type	电压 Rated Voltage	电压范围 Operation Voltage	电流 Current	功率 Input Power	转速 Speed	风量 Air Flow	风压 Static Pressure	噪音 Noise Level
		VDC	VDC	Amp	Watt	RPM	CFM	MM-H <sub>2</sub> O	dBA
CC7015L12S	Sleeve	12V	10.8~13.2	0.08	0.96	3,000±10%	22.20	2.20	28.0
CC7015L12D	2-Ball								
CC7015L12SH	Hydraulic								
CC7015M12S	Sleeve	12V	10.8~13.2	0.21	2.52	4,000±10%	32.50	4.30	36.0
CC7015M12D	2-Ball								
CC7015M12SH	Hydraulic								
CC7015H12S	Sleeve	12V	10.8~13.2	0.32	3.84	5,000±10%	39.00	5.90	45.0
CC7015H12D	2-Ball								
CC7015H12SH	Hydraulic								
CC7015L24S	Sleeve	24V	21.6~26.4	0.05	1.20	3,000±10%	22.20	2.20	28.0
CC7015L24D	2-Ball								
CC7015L24SH	Hydraulic								
CC7015M24S	Sleeve	24V	21.6~26.4	0.10	2.40	4,000±10%	32.50	4.30	36.0
CC7015M24D	2-Ball								
CC7015M24SH	Hydraulic								
CC7015H24S	Sleeve	24V	21.6~26.4	0.20	4.80	5,000±10%	39.00	5.90	45.0
CC7015H24D	2-Ball								
CC7015H24SH	Hydraulic								

- \* 以上为额定电压下的常规参数(All readings are typical values at rated voltage)
- \* 规格如有变动不另行-通知(Specifications are subjected to change without prior notice)

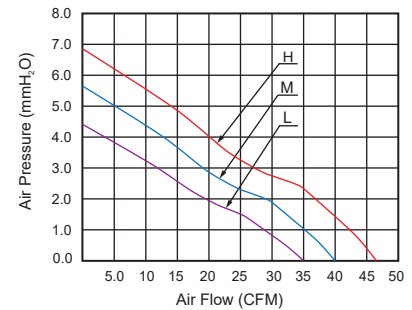
## DC Axial Fan 70x70x20mm

### ■ 尺寸图 (DIMENSION DRAWING)



- \* 轴承类型: 含油轴承, 双滚珠轴承 (Bearing type: Sleeve, 2-Ball)
- \* 材料(Material):  
框叶(Frame & Impeller): PBT
- \* 引线(Lead wire):  
UL2468 AWG #26 or equivalent  
红色线正级 Red Wire Positive (+)  
黑色线负级 Black Wire Negative (-)
- \* 可选择增加风扇功能(Functions are optional)
- \* 重量(Weight): 60g

### ■ 风压&风量曲线图 P and Q CURVE

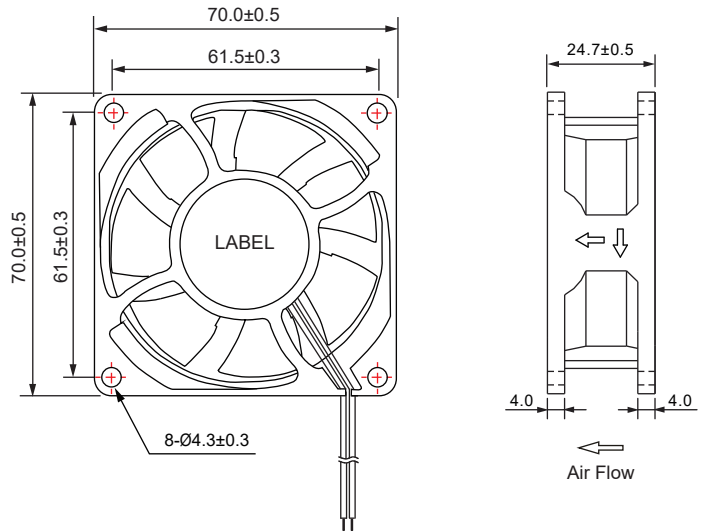


型号 Model	轴承类型 Bearing Type	电压 Rated Voltage	电压范围 Operation Voltage	电流 Current	功率 Input Power	转速 Speed	风量 Air Flow	风压 Static Pressure	噪音 Noise Level
		VDC	VDC	Amp	Watt	RPM	CFM	MM-H <sub>2</sub> O	dBA
CC7020L12S	Sleeve	12V	10.8~13.2	0.18	2.16	3,800±10%	35.00	4.30	35.0
CC7020L12D	2-Ball								
CC7020M12S	Sleeve	12V	10.8~13.2	0.25	3.00	4,400±10%	40.00	5.60	39.0
CC7020M12D	2-Ball								
CC7020H12S	Sleeve	12V	10.8~13.2	0.35	4.20	5,000±10%	46.40	6.80	43.0
CC7020H12D	2-Ball								
CC7020L24S	Sleeve	24V	21.6~26.4	0.15	3.60	3,800±10%	35.00	4.30	35.0
CC7020L24D	2-Ball								
CC7020M24S	Sleeve	24V	21.6~26.4	0.20	4.80	4,400±10%	40.00	5.60	39.0
CC7020M24D	2-Ball								
CC7020H24S	Sleeve	24V	21.6~26.4	0.25	6.00	5,000±10%	46.40	6.80	43.0
CC7020H24D	2-Ball								

- \* 以上为额定电压下的常规参数(All readings are typical values at rated voltage)
- \* 规格如有变动不另行通知(Specifications are subjected to change without prior notice)

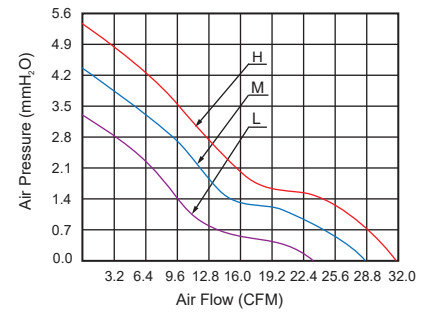
## DC Axial Fan 70x70x25mm

### ■ 尺寸图 (DIMENSION DRAWING)



- \* 轴承类型: 含油轴承, 双滚珠轴承 (Bearing type: Sleeve, 2-Ball)
- \* 材料(Material):  
框叶(Frame & Impeller): PBT
- \* 引线(Lead wire):  
UL2468 AWG #26 or equivalent  
红色线正级 Red Wire Positive (+)  
黑色线负级 Black Wire Negative (-)
- \* 可选择增加风扇功能(Functions are optional)
- \* 重量(Weight): 65g

### ■ 风压&风量曲线图 P and Q CURVE

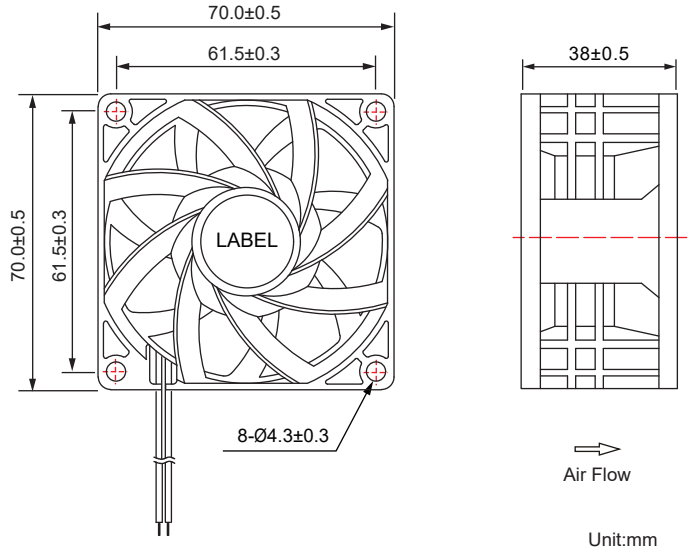


型号 Model	轴承类型 Bearing Type	电压 Rated Voltage	电压范围 Operation Voltage	电流 Current	功率 Input Power	转速 Speed	风量 Air Flow	风压 Static Pressure	噪音 Noise Level
		VDC	VDC	Amp	Watt	RPM	CFM	MM-H <sub>2</sub> O	dBA
CC7025L12S	Sleeve	12V	10.8~13.2	0.10	1.20	3,000±10%	23.00	3.30	28.0
CC7025L12D	2-Ball								
CC7025M12S	Sleeve	12V	10.8~13.2	0.16	1.92	3,500±10%	28.00	4.30	32.0
CC7025M12D	2-Ball								
CC7025H12S	Sleeve	12V	10.8~13.2	0.18	2.16	4,000±10%	31.00	5.30	37.0
CC7025H12D	2-Ball								
CC7025L24S	Sleeve	24V	21.6~26.4	0.08	1.92	3,000±10%	23.00	3.30	28.0
CC7025L24D	2-Ball								
CC7025M24S	Sleeve	24V	21.6~26.4	0.12	2.88	3,500±10%	28.00	4.30	32.0
CC7025M24D	2-Ball								
CC7025H24S	Sleeve	24V	21.6~26.4	0.16	3.84	4,000±10%	31.00	5.30	37.0
CC7025H24D	2-Ball								

- \* 以上为额定电压下的常规参数(All readings are typical values at rated voltage)
- \* 规格如有变动不另行通知(Specifications are subjected to change without prior notice)

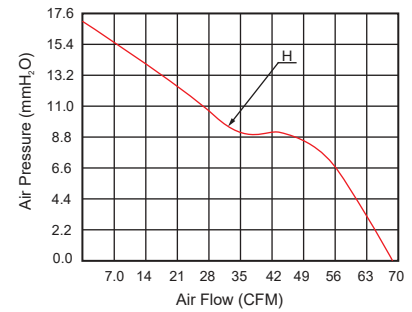
## DC Axial Fan 70x70x38mm

### ■ 尺寸图 (DIMENSION DRAWING)



- \* 轴承类型: 双滚珠轴承 (Bearing type: 2-Ball)
- \* 材料(Material): 框叶(Frame & Impeller): PBT
- \* 引线(Lead wire): UL2468 AWG #24 or equivalent  
红色线正级 Red Wire Positive (+)  
黑色线负级 Black Wire Negative (-)
- \* 可选择增加风扇功能(Functions are optional)
- \* 重量(Weight): 120g

### ■ 风压&风量曲线图 P and Q CURVE

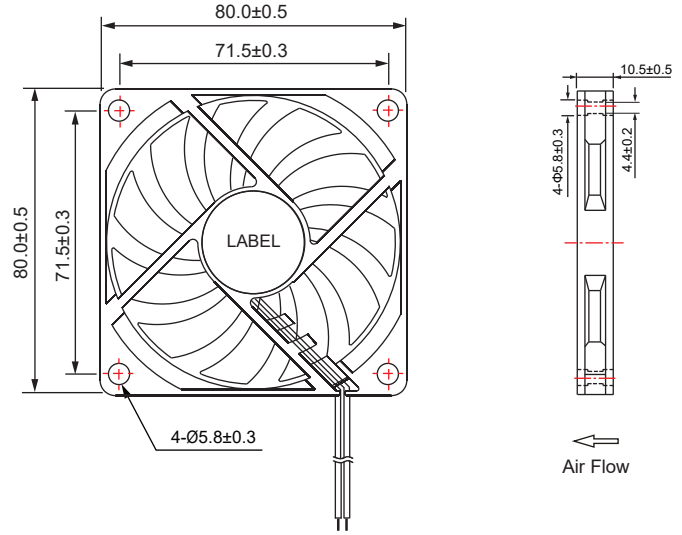


型号 Model	轴承类型 Bearing Type	电压 Rated Voltage	电压范围 Operation Voltage	电流 Current	功率 Input Power	转速 Speed	风量 Air Flow	风压 Static Pressure	噪音 Noise Level
		VDC	VDC	Amp	Watt	RPM	CFM	MM-H <sub>2</sub> O	dBA
CC7038H12D	2-Ball	12V	10.8~13.2	0.70	8.40	7,000±10%	68.10	16.6	54.3

- \* 以上为额定电压下的常规参数(All readings are typical values at rated voltage)
- \* 规格如有变动不另行通知(Specifications are subjected to change without prior notice)

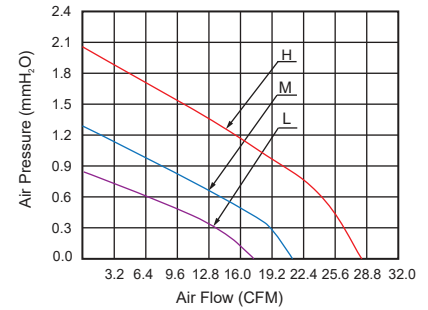
## DC Axial Fan 80x80x10mm

### ■ 尺寸图 (DIMENSION DRAWING)



- \* 轴承类型: 含油轴承, 单滚珠轴承 (Bearing type: Sleeve, 1-Ball)
- \* 材料(Material):  
框叶(Frame & Impeller): PBT
- \* 引线(Lead wire):  
UL1571 AWG #28 or equivalent  
红色线正级 Red Wire Positive (+)  
黑色线负级 Black Wire Negative (-)
- \* 可选择增加风扇功能(Functions are optional)
- \* 重量(Weight): 36g

### ■ 风压&风量曲线图 P and Q CURVE

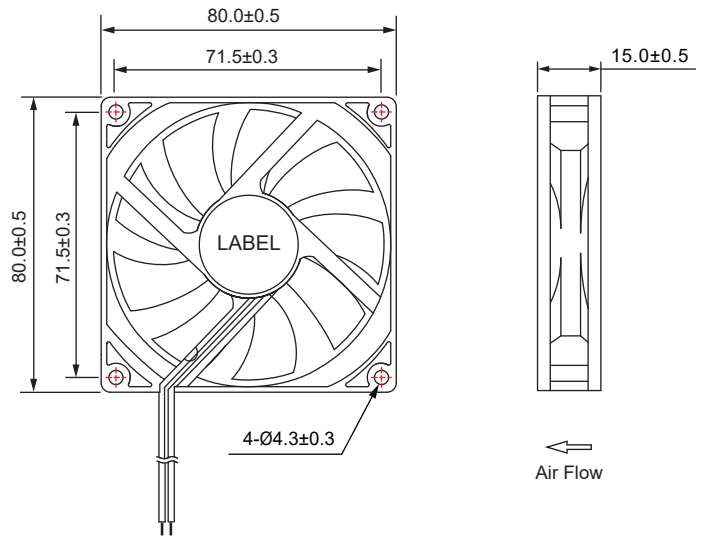


型号 Model	轴承类型 Bearing Type	电压 Rated Voltage	电压范围 Operation Voltage	电流 Current	功率 Input Power	转速 Speed	风量 Air Flow	风压 Static Pressure	噪音 Noise Level
		VDC	VDC	Amp	Watt	RPM	CFM	MM-H <sub>2</sub> O	dBA
CC8010L05S	Sleeve	5V	4.5~5.5	0.12	0.60	2,000±10%	16.90	0.80	23.0
CC8010L05B	1-Ball								
CC8010M05S	Sleeve	5V	4.5~5.5	0.13	0.65	2,500±10%	21.40	1.30	28.0
CC8010M05B	1-Ball								
CC8010H05S	Sleeve	5V	4.5~5.5	0.27	1.35	3,000±10%	27.10	2.00	33.0
CC8010H05B	1-Ball								
CC8010L12S	Sleeve	12V	10.8~13.2	0.10	1.20	2,000±10%	16.90	0.80	23.0
CC8010L12B	1-Ball								
CC8010M12S	Sleeve	12V	10.8~13.2	0.15	1.80	2,500±10%	21.40	1.30	28.0
CC8010M12B	1-Ball								
CC8010H12S	Sleeve	12V	10.8~13.2	0.24	2.88	3,000±10%	27.10	2.00	33.0
CC8010H12B	1-Ball								

- \* 以上为额定电压下的常规参数(All readings are typical values at rated voltage)
- \* 规格如有变动不另行通知(Specifications are subjected to change without prior notice)

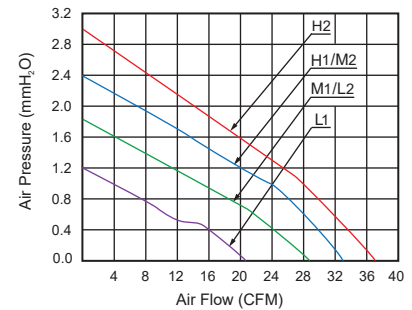
## DC Axial Fan 80x80x15mm

### ■ 尺寸图 (DIMENSION DRAWING)



- \* 轴承类型: 含油轴承, 双滚珠轴承 (Bearing type: Sleeve, 2-Ball)
- \* 材料(Material):  
框叶(Frame & Impeller): PBT
- \* 引线(Lead wire):  
UL2468 AWG #26 or equivalent  
红色线正级 Red Wire Positive (+)  
黑色线负级 Black Wire Negative (-)
- \* 可选择增加风扇功能(Functions are optional)
- \* 重量(Weight): 54g

### ■ 风压&风量曲线图 P and Q CURVE

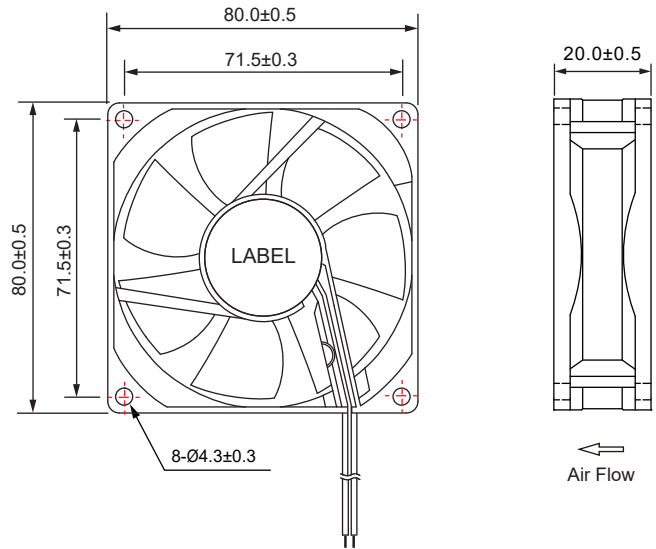


型号 Model	轴承类型 Bearing Type	电压 Rated Voltage	电压范围 Operation Voltage	电流 Current	功率 Input Power	转速 Speed	风量 Air Flow	风压 Static Pressure	噪音 Noise Level
		VDC	VDC	Amp	Watt	RPM	CFM	MM-H <sub>2</sub> O	dBA
CC8015L05S	Sleeve	5V	4.5~5.5	0.13	0.65	2,000±10%	21.0	1.20	23.0
CC8015L05D	2-Ball								
CC8015M05S	Sleeve	5V	4.5~5.5	0.29	1.45	2,500±10%	28.2	1.80	29.0
CC8015M05D	2-Ball								
CC8015H05S	Sleeve	5V	4.5~5.5	0.40	2.00	3,000±10%	33.0	2.40	33.0
CC8015H05D	2-Ball								
CC8015L12S	Sleeve	12V	10.8~13.2	0.12	1.44	2,500±10%	28.2	1.80	29.0
CC8015L12D	2-Ball								
CC8015M12S	Sleeve	12V	10.8~13.2	0.22	2.64	3,000±10%	33.0	2.40	33.0
CC8015M12D	2-Ball								
CC8015H12S	Sleeve	12V	10.8~13.2	0.30	3.60	3,500±10%	37.2	3.00	35.0
CC8015H12D	2-Ball								

- \* 以上为额定电压下的常规参数(All readings are typical values at rated voltage)
- \* 规格如有变动不另行通知(Specifications are subjected to change without prior notice)

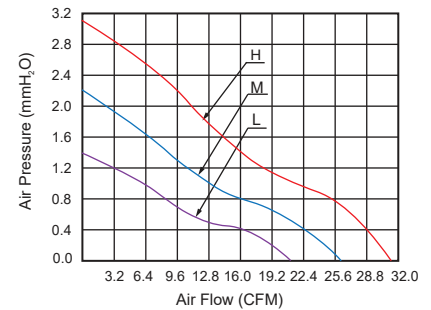
## DC Axial Fan 80x80x20mm

### ■ 尺寸图 (DIMENSION DRAWING)



- \* 轴承类型: 含油轴承, 双滚珠轴承, 液压轴承  
(Bearing type: Sleeve, 2-Ball, Hydraulic)
- \* 材料(Material):  
框叶(Frame & Impeller): PBT
- \* 引线(Lead wire):  
UL2468 AWG #26 or equivalent  
红色线正级 Red Wire Positive (+)  
黑色线负级 Black Wire Negative (-)
- \* 可选择增加风扇功能(Functions are optional)
- \* 重量(Weight): 55g

### ■ 风压&风量曲线图 P and Q CURVE

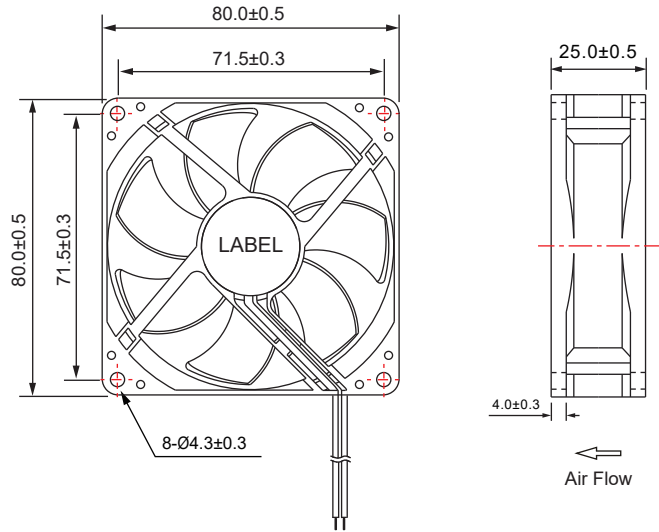


型号 Model	轴承类型 Bearing Type	电压 Rated Voltage	电压范围 Operation Voltage	电流 Current	功率 Input Power	转速 Speed	风量 Air Flow	风压 Static Pressure	噪音 Noise Level
		VDC	VDC	Amp	Watt	RPM	CFM	MM-H <sub>2</sub> O	dBA
CC8020L05S	Sleeve	5V	4.5~5.5	0.10	0.50	2,000±10%	21.60	1.50	22.5
CC8020L05D	2-Ball								
CC8020L05SH	Hydraulic								
CC8020M05S	Sleeve	5V	4.5~5.5	0.13	0.65	2,500±10%	25.80	2.20	30.0
CC8020M05D	2-Ball								
CC8020M05SH	Hydraulic								
CC8020H05S	Sleeve	5V	4.5~5.5	0.48	2.40	3,000±10%	31.30	3.15	34.0
CC8020H05D	2-Ball								
CC8020H05SH	Hydraulic								
CC8020L12S	Sleeve	12V	10.8~13.2	0.08	0.96	2,000±10%	21.60	1.50	22.5
CC8020L12D	2-Ball								
CC8020L12SH	Hydraulic								
CC8020M12S	Sleeve	12V	10.8~13.2	0.11	1.32	2,500±10%	25.80	2.20	30.0
CC8020M12D	2-Ball								
CC8020M12SH	Hydraulic								
CC8020H12S	Sleeve	12V	10.8~13.2	0.16	1.92	3,000±10%	31.30	3.15	34.0
CC8020H12D	2-Ball								
CC8020H12SH	Hydraulic								

- \* 以上为额定电压下的常规参数(All readings are typical values at rated voltage)
- \* 规格如有变动不另行通知(Specifications are subjected to change without prior notice)

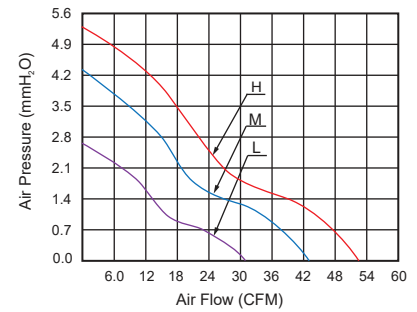
## DC Axial Fan 80x80x25mm

### ■ 尺寸图 (DIMENSION DRAWING)



- \* 轴承类型: 含油轴承, 双滚珠轴承, 液压轴承  
(Bearing type: Sleeve, 2-Ball, Hydraulic)
- \* 材料(Material):  
框叶(Frame & Impeller): PBT
- \* 引线(Lead wire):  
UL2468 AWG #26 or equivalent  
红色线正级 Red Wire Positive (+)  
黑色线负级 Black Wire Negative (-)
- \* 可选择增加风扇功能(Functions are optional)
- \* 重量(Weight): 63g

### ■ 风压&风量曲线图 P and Q CURVE

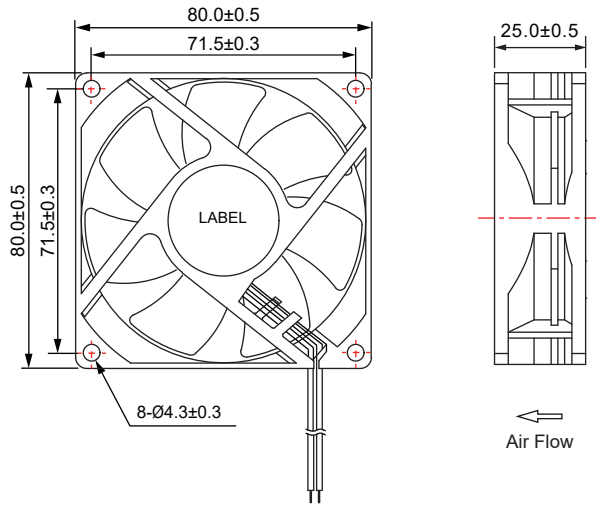


型号 Model	轴承类型 Bearing Type	版本 Version	电压 Rated Voltage	电流 Current	功率 Input Power	转速 Speed	风量 Air Flow	风压 Static Pressure	噪音 Noise Level
			VDC	Amp	Watt	RPM	CFM	MM-H <sub>2</sub> O	dBA
CC8025L12S	Sleeve	-A	12V	0.06	0.72	2,500±10%	31.60	2.63	26.5
CC8025L12D	2-Ball								
CC8025L12SH	Hydraulic								
CC8025M12S	Sleeve	-A	12V	0.11	1.32	3,000±10%	42.80	4.24	34.5
CC8025M12D	2-Ball								
CC8025M12SH	Hydraulic								
CC8025H12S	Sleeve	-A	12V	0.14	1.68	3,500±10%	50.60	5.20	36.5
CC8025H12D	2-Ball								
CC8025H12SH	Hydraulic								
CC8025L24S	Sleeve	-A	24V	0.05	1.20	2,500±10%	31.60	2.63	26.5
CC8025L24D	2-Ball								
CC8025L24SH	Hydraulic								
CC8025M24S	Sleeve	-A	24V	0.06	1.44	3,000±10%	42.80	4.24	34.5
CC8025M24D	2-Ball								
CC8025M24SH	Hydraulic								
CC8025H24S	Sleeve	-A	24V	0.12	2.88	3,500±10%	50.60	5.20	36.5
CC8025H24D	2-Ball								
CC8025H24SH	Hydraulic								

- \* 以上为额定电压下的常规参数(All readings are typical values at rated voltage)
- \* 规格如有变动不另行通知(Specifications are subjected to change without prior notice)

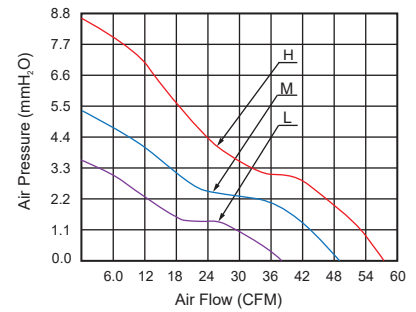
## DC Axial Fan 80x80x25mm

### ■ 尺寸图 (DIMENSION DRAWING)



- \* 轴承类型: 双滚珠轴承, 液压轴承 (Bearing type: 2-Ball, Hydraulic)
- \* 材料 (Material):  
框叶 (Frame & Impeller): PBT
- \* 引线 (Lead wire):  
UL2468 AWG #26 or equivalent  
红色线正级 Red Wire Positive (+)  
黑色线负级 Black Wire Negative (-)
- \* 可选择增加风扇功能 (Functions are optional)
- \* 重量 (Weight): 77g

### ■ 风压&风量曲线图 P and Q CURVE

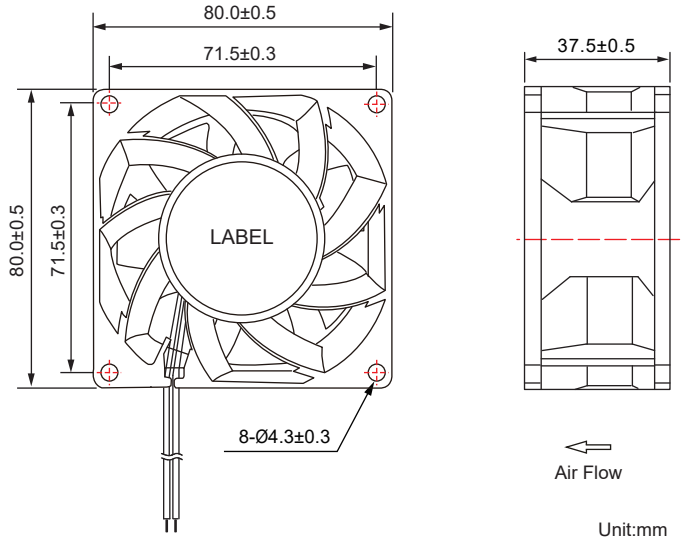


型号 Model	轴承类型 Bearing Type	版本 Version	电压 Rated Voltage	电流 Current	功率 Input Power	转速 Speed	风量 Air Flow	风压 Static Pressure	噪音 Noise Level
			VDC	Amp	Watt	RPM	CFM	MM-H <sub>2</sub> O	dBA
CC8025L12D	2-Ball	-B	12V	0.15	1.80	2,700±10%	38.00	3.56	31.3
CC8025L12SH	Hydraulic								
CC8025M12D	2-Ball	-B	12V	0.24	2.88	3,400±10%	48.80	5.40	37.5
CC8025M12SH	Hydraulic								
CC8025H12D	2-Ball	-B	12V	0.45	5.40	4,200±10%	56.20	8.12	43.4
CC8025H12SH	Hydraulic								
CC8025L24D	2-Ball	-B	24V	0.12	2.88	2,700±10%	38.00	3.56	31.3
CC8025L24SH	Hydraulic								
CC8025M24D	2-Ball	-B	24V	0.15	3.60	3,400±10%	48.80	5.40	37.5
CC8025M24SH	Hydraulic								
CC8025H24D	2-Ball	-B	24V	0.20	4.80	4,200±10%	56.20	8.12	43.4
CC8025H24SH	Hydraulic								

- \* 以上为额定电压下的常规参数 (All readings are typical values at rated voltage)
- \* 规格如有变动不另行通知 (Specifications are subjected to change without prior notice)

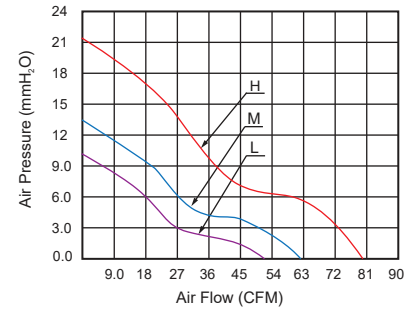
## DC Axial Fan 80x80x38mm

### ■ 尺寸图 (DIMENSION DRAWING)



- \* 轴承类型: 含油轴承, 双滚珠轴承 (Bearing type:Sleeve,2-Ball)
- \* 材料(Material):  
框叶(Frame & Impeller):PBT
- \* 引线(Lead wire):  
UL2468 AWG #26 or equivalent  
红色线正级 Red Wire Positive (+)  
黑色线负级 Black Wire Negative (-)
- \* 可选择增加风扇功能(Functions are optional)
- \* 重量(Weight):168g

### ■ 风压&风量曲线图 P and Q CURVE

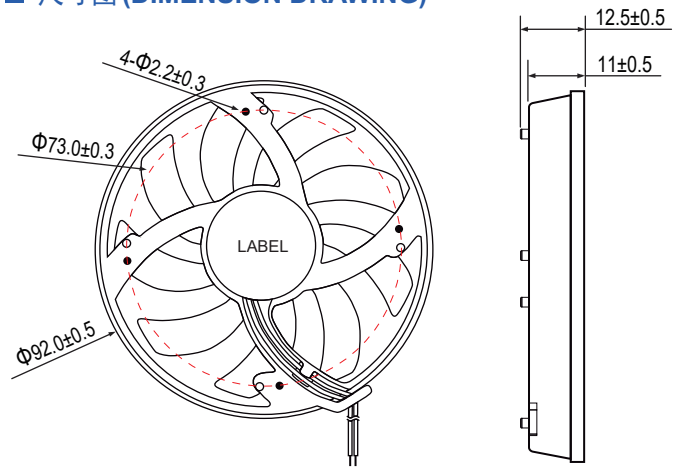


型号 Model	轴承类型 Bearing Type	电压 Rated Voltage	电压范围 Operation Voltage	电流 Current	功率 Input Power	转速 Speed	风量 Air Flow	风压 Static Pressure	噪音 Noise Level
		VDC	VDC	Amp	Watt	RPM	CFM	MM-H <sub>2</sub> O	dBA
CC8038L12S	Sleeve	12V	10.8~13.2	0.35	4.20	4,000±10%	52.50	10.5	40.0
CC8038L12D	2-Ball								
CC8038M12S	Sleeve	12V	10.8~13.2	0.45	5.40	5,000±10%	62.00	13.1	52.0
CC8038M12D	2-Ball								
CC8038H12S	Sleeve	12V	10.8~13.2	0.85	10.2	6,000±10%	80.00	21.6	57.0
CC8038H12D	2-Ball								
CC8038L24S	Sleeve	24V	21.6~26.4	0.22	5.28	4,000±10%	52.50	10.5	40.0
CC8038L24D	2-Ball								
CC8038M24S	Sleeve	24V	21.6~26.4	0.35	8.40	5,000±10%	62.00	13.1	52.0
CC8038M24D	2-Ball								
CC8038H24S	Sleeve	24V	21.6~26.4	0.45	10.8	6,000±10%	80.00	21.6	57.0
CC8038H24D	2-Ball								

- \* 以上为额定电压下的常规参数(All readings are typical values at rated voltage)
- \* 规格如有变动不另行通知(Specifications are subjected to change without prior notice)

## DC Axial Fan $\Phi 90 \times 10 \text{mm}$

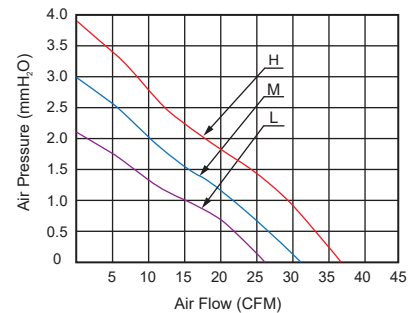
### ■ 尺寸图 (DIMENSION DRAWING)



Unit:mm

- \* 轴承类型: 含油轴承, 双滚珠轴承 (Bearing type:Sleeve,2-Ball)
- \* 材料(Material):  
框叶(Frame & Impeler):PBT
- \* 引线(Lead wire):  
UL2468 AWG #28 or equivalent  
红色线正级 Red Wire Positive (+)  
黑色线负级 Black Wire Negative (-)
- \* 可选择增加风扇功能(Functions are optional)
- \* 重量(Weight):35g

### ■ 风压&风量曲线图 P and Q CURVE

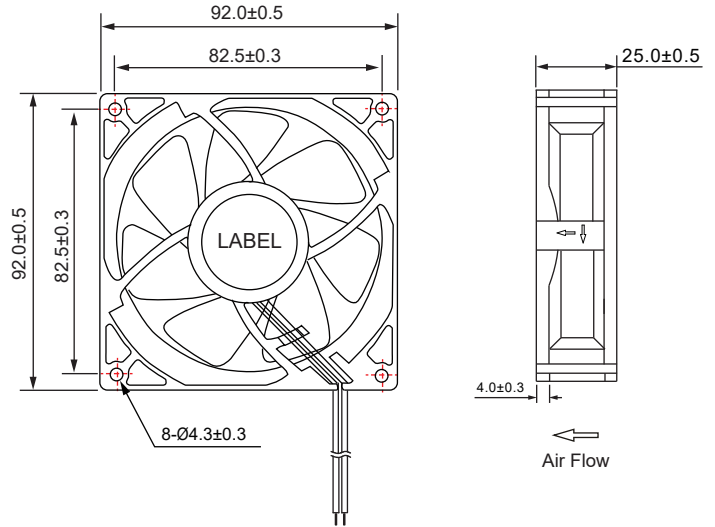


型号 Model	轴承类型 Bearing Type	电压 Rated Voltage	电压范围 Operation Voltage	电流 Current	功率 Input Power	转速 Speed	风量 Air Flow	风压 Static Pressure	噪音 Noise Level
		VDC	VDC	Amp	Watt	RPM	CFM	MM-H <sub>2</sub> O	dBA
CC9010L05S	Sleeve	5V	4.5~5.5	0.21	1.05	3,000±10%	26.40	2.20	32.0
CC9010L05D	2-Ball								
CC9010M05S	Sleeve	5V	4.5~5.5	0.38	1.90	3,500±10%	32.70	3.00	37.0
CC9010M05D	2-Ball								
CC9010H05S	Sleeve	5V	4.5~5.5	0.50	2.50	4,000±10%	36.40	3.90	40.0
CC9010H05D	2-Ball								
CC9010L12S	Sleeve	12V	7~13.2	0.09	1.08	3,000±10%	26.40	2.20	32.0
CC9010L12D	2-Ball								
CC9010M12S	Sleeve	12V	7~13.2	0.16	1.92	3,500±10%	32.70	3.00	37.0
CC9010M12D	2-Ball								
CC9010H12S	Sleeve	12V	7~13.2	0.23	2.76	4,000±10%	36.40	3.90	40.0
CC9010H12D	2-Ball								

- \* 以上为额定电压下的常规参数(All readings are typical values at rated voltage)
- \* 规格如有变动不另行通知(Specifications are subjected to change without prior notice)

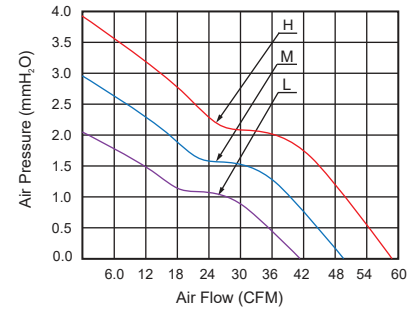
## DC Axial Fan 92x92x25mm

### ■ 尺寸图 (DIMENSION DRAWING)



- \* 轴承类型: 双滚珠轴承, 流体动压, 液压轴承 (Bearing type: 2-Ball, FDB, Hydraulic)
- \* 材料(Material):  
框叶(Frame & Impeller): PBT
- \* 引线(Lead wire):  
UL2468 AWG #26 or equivalent  
红色线正级 Red Wire Positive (+)  
黑色线负级 Black Wire Negative (-)
- \* 可选择增加风扇功能(Functions are optional)
- \* 重量(Weight): 84g

### ■ 风压&风量曲线图 P and Q CURVE

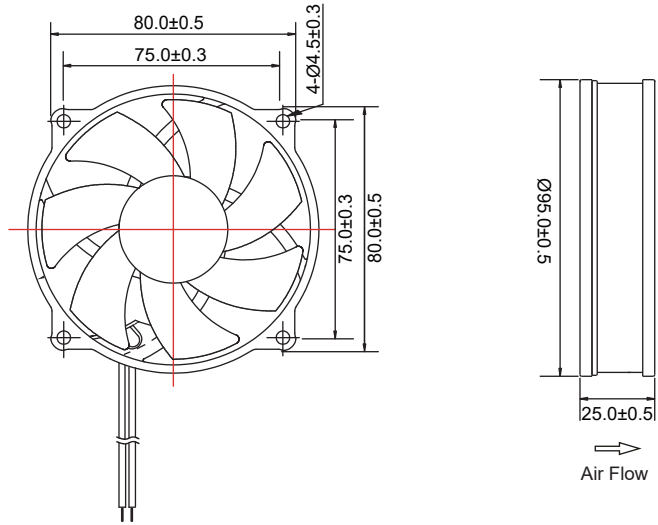


型号 Model	轴承类型 Bearing Type	电压 Rated Voltage	电压范围 Operation Voltage	电流 Current	功率 Input Power	转速 Speed	风量 Air Flow	风压 Static Pressure	噪音 Noise Level
		VDC	VDC	Amp	Watt	RPM	CFM	MM-H <sub>2</sub> O	dBA
CC9225L12D	2-Ball	12V	10.8~13.2	0.08	0.96	2,000±10%	39.2	2.10	24.0
CC9225L12S3	FDB								
CC9225L12SH	Hydraulic								
CC9225M12D	2-Ball	12V	10.8~13.2	0.16	1.92	2,500±10%	50.8	2.90	31.0
CC9225M12S3	FDB								
CC9225M12SH	Hydraulic								
CC9225H12D	2-Ball	12V	10.8~13.2	0.26	3.12	3,000±10%	58.7	3.90	37.0
CC9225H12S3	FDB								
CC9225H12SH	Hydraulic								
CC9225L24D	2-Ball	24V	21.6~26.4	0.08	1.92	2,000±10%	39.2	2.10	24.0
CC9225L24S3	FDB								
CC9225L24SH	Hydraulic								
CC9225M24D	2-Ball	24V	21.6~26.4	0.10	2.40	2,500±10%	50.8	2.90	31.0
CC9225M24S3	FDB								
CC9225M24SH	Hydraulic								
CC9225H24D	2-Ball	24V	21.6~26.4	0.23	5.52	3,000±10%	58.7	3.90	37.0
CC9225H24S3	Hydraulic								
CC9225H24SH	Hydraulic								

- \* 以上为额定电压下的常规参数(All readings are typical values at rated voltage)
- \* 规格如有变动不另行通知(Specifications are subjected to change without prior notice)

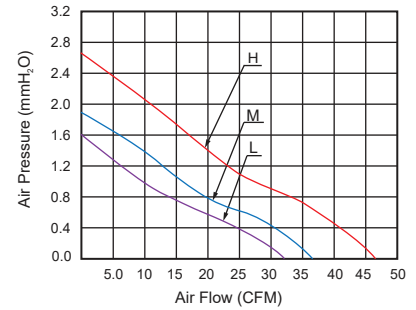
## DC Axial Fan $\Phi 92 \times 25 \text{mm}$

### ■ 尺寸图 (DIMENSION DRAWING)



- \* 轴承类型: 含油轴承, 双滚珠轴承 (Bearing type: Sleeve, 2-Ball)
- \* 材料(Material):  
框叶(Frame & Impeller): PBT
- \* 引线(Lead wire):  
UL2468 AWG #26 or equivalent  
红色线正级 Red Wire Positive (+)  
黑色线负级 Black Wire Negative (-)
- \* 可选择增加风扇功能(Functions are optional)
- \* 重量(Weight): 84g

### ■ 风压&风量曲线图 P and Q CURVE

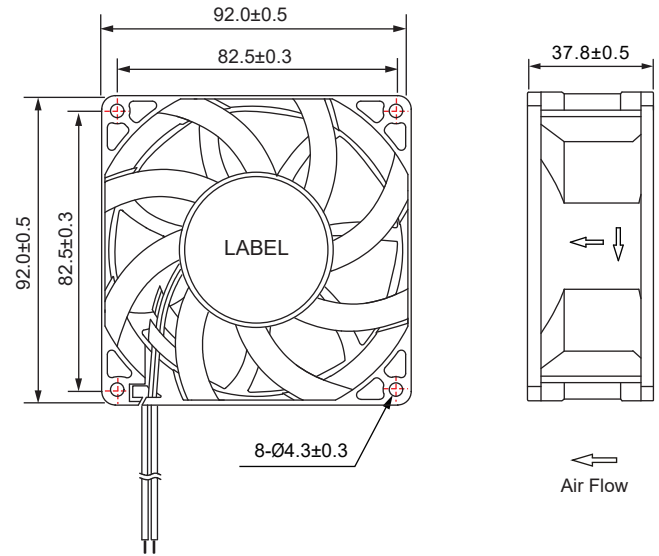


型号 Model	轴承类型 Bearing Type	版本 Version	电压 Rated Voltage	电流 Current	功率 Input Power	转速 Speed	风量 Air Flow	风压 Static Pressure	噪音 Noise Level
			VDC	Amp	Watt	RPM	CFM	MM-H <sub>2</sub> O	dBA
CC9225L12S	Sleeve	-B	12V	0.09	0.84	2,000±10%	32.60	1.60	28.0
CC9225L12D	2-Ball								
CC9225M12S	Sleeve	-B	12V	0.16	1.92	2,500±10%	37.50	1.85	33.0
CC9225M12D	2-Ball								
CC9225H12S	Sleeve	-B	12V	0.18	2.16	3,000±10%	46.30	2.60	36.0
CC9225H12D	2-Ball								

- \* 以上为额定电压下的常规参数(All readings are typical values at rated voltage)
- \* 规格如有变动不另行通知(Specifications are subjected to change without prior notice)

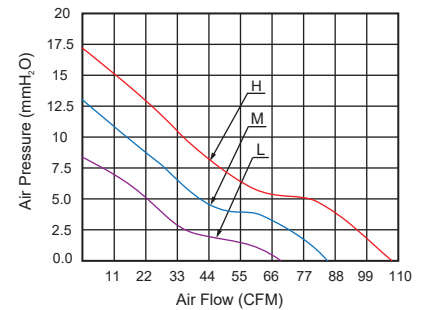
## DC Axial Fan 92x92x38mm

### ■ 尺寸图 (DIMENSION DRAWING)



- \* 轴承类型: 含油轴承, 双滚珠轴承 (Bearing type: Sleeve, 2-Ball)
- \* 材料 (Material):  
框叶 (Frame & Impeller): PBT
- \* 引线 (Lead wire):  
UL2468 AWG #26 or equivalent  
红色线正级 Red Wire Positive (+)  
黑色线负级 Black Wire Negative (-)
- \* 可选择增加风扇功能 (Functions are optional)
- \* 重量 (Weight): 172g

### ■ 风压&风量曲线图 P and Q CURVE

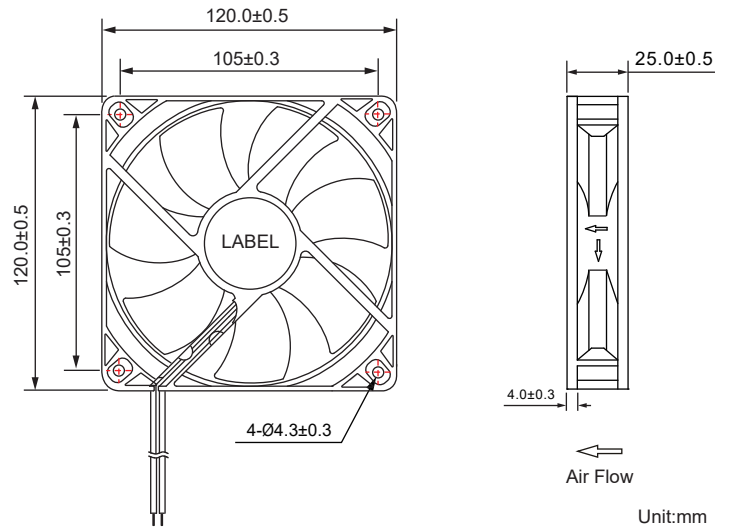


型号 Model	轴承类型 Bearing Type	电压 Rated Voltage	电压范围 Operation Voltage	电流 Current	功率 Input Power	转速 Speed	风量 Air Flow	风压 Static Pressure	噪音 Noise Level
		VDC	VDC	Amp	Watt	RPM	CFM	MM-H <sub>2</sub> O	dBA
CC9238L12S	Sleeve	12V	10.8~13.2	0.26	3.12	3,500±10%	68.30	8.20	43.0
CC9238L12D	2-Ball								
CC9238M12S	Sleeve	12V	10.8~13.2	0.40	4.80	4,500±10%	82.50	12.6	47.0
CC9238M12D	2-Ball								
CC9238H12S	Sleeve	12V	10.8~13.2	0.75	9.00	5,500±10%	108.7	17.4	56.0
CC9238H12D	2-Ball								
CC9238L24S	Sleeve	24V	21.6~26.4	0.18	4.32	3,500±10%	68.30	8.20	43.0
CC9238L24D	2-Ball								
CC9238M24S	Sleeve	24V	21.6~26.4	0.23	5.52	4,500±10%	82.50	12.6	47.0
CC9238M24D	2-Ball								
CC9238H24S	Sleeve	24V	21.6~26.4	0.35	8.40	5,500±10%	108.7	17.4	56.0
CC9238H24D	2-Ball								

- \* 以上为额定电压下的常规参数 (All readings are typical values at rated voltage)
- \* 规格如有变动不另行通知 (Specifications are subjected to change without prior notice)

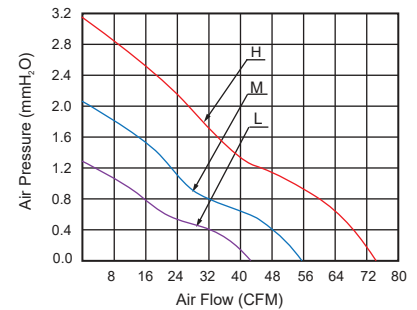
## DC Axial Fan 120x120x25mm

### ■ 尺寸图 (DIMENSION DRAWING)



- \* 轴承类型: 含油轴承, 双滚珠轴承, 液压轴承 (Bearing type:Sleeve,2-Ball,Hydraulic)
- \* 材料(Material):  
框叶(Frame & Impeler):PBT
- \* 引线(Lead wire):  
UL2468 AWG #26 or equivalent  
红色线正级 Red Wire Positive (+)  
黑色线负级 Black Wire Negative (-)
- \* 可选择增加风扇功能(Functions are optional)
- \* 重量(Weight):140g

### ■ 风压&风量曲线图 P and Q CURVE

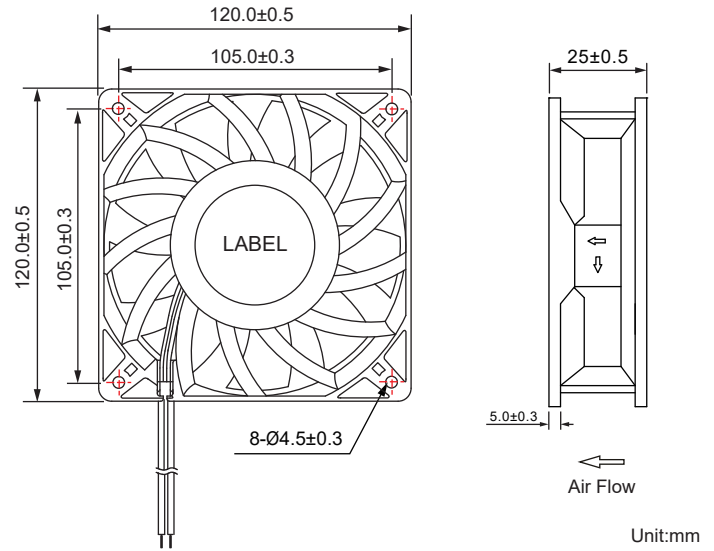


型号 Model	轴承类型 Bearing Type	版本 Version	电压 Rated Voltage	电流 Current	功率 Input Power	转速 Speed	风量 Air Flow	风压 Static Pressure	噪音 Noise Level
			VDC	Amp	Watt	RPM	CFM	MM-H <sub>2</sub> O	dBA
CC12025L12S	Sleeve	-A	12V	0.04	0.48	1,200±10%	42.00	1.30	23.0
CC12025L12D	2-Ball								
CC12025L12SH	Hydraulic								
CC12025M12S	Sleeve	-A	12V	0.14	1.68	1,700±10%	56.00	2.10	30.0
CC12025M12D	2-Ball								
CC12025M12SH	Hydraulic								
CC12025H12S	Sleeve	-A	12V	0.22	2.64	2,200±10%	73.00	3.10	35.0
CC12025H12D	2-Ball								
CC12025H12SH	Hydraulic								
CC12025L24S	Sleeve	-A	24V	0.03	0.72	1,200±10%	42.00	1.30	23.0
CC12025L24D	2-Ball								
CC12025L24SH	Hydraulic								
CC12025M24S	Sleeve	-A	24V	0.05	1.20	1,700±10%	56.00	2.10	30.0
CC12025M24D	2-Ball								
CC12025M24SH	Hydraulic								
CC12025H24S	Sleeve	-A	24V	0.10	2.40	2,200±10%	73.00	3.10	35.0
CC12025H24D	2-Ball								
CC12025H24SH	Hydraulic								

- \* 以上为额定电压下的常规参数(All readings are typical values at rated voltage)
- \* 规格如有变动不另行通知(Specifications are subjected to change without prior notice)

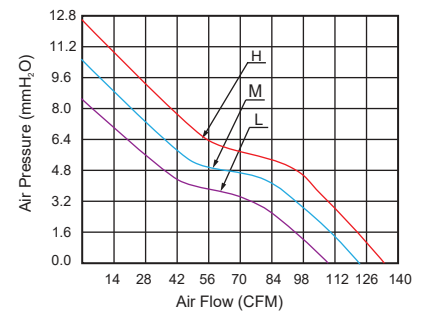
## DC Axial Fan 120x120x25mm

### ■ 尺寸图 (DIMENSION DRAWING)



- \* 轴承类型: 双滚珠轴承 (Bearing type:2-Ball)
- \* 材料(Material):  
框叶(Frame & Impeller):PBT
- \* 引线(Lead wire):  
UL2468 AWG #26 or equivalent  
红色线正级 Red Wire Positive (+)  
黑色线负级 Black Wire Negative (-)
- \* 可选择增加风扇功能(Functions are optional)
- \* 重量(Weight):195g

### ■ 风压&风量曲线图 P and Q CURVE

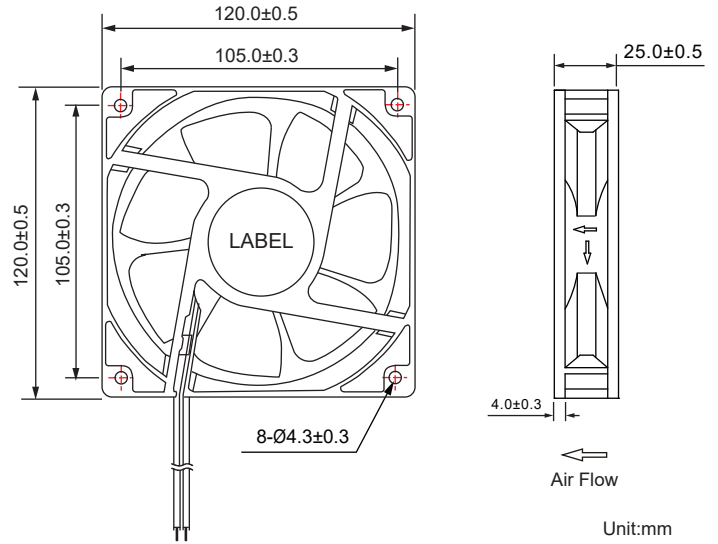


型号 Model	轴承类型 Bearing Type	版本 Version	电压 Rated Voltage	电流 Current	功率 Input Power	转速 Speed	风量 Air Flow	风压 Static Pressure	噪音 Noise Level
			VDC	Amp	Watt	RPM	CFM	MM-H <sub>2</sub> O	dBA
CC12025L12D	2-Ball	-B	12V	0.70	8.40	3,400±10%	110.0	8.20	52.0
CC12025M12D	2-Ball	-B	12V	1.00	12.0	3,700±10%	120.0	10.5	55.0
CC12025H12D	2-Ball	-B	12V	1.40	16.8	4,000±10%	130.0	12.5	57.0
CC12025L24D	2-Ball	-B	24V	0.30	7.20	3,400±10%	110.0	8.20	52.0
CC12025M24D	2-Ball	-B	24V	0.40	9.60	3,700±10%	120.0	10.5	55.0
CC12025H24D	2-Ball	-B	24V	0.50	12.0	4,000±10%	130.0	12.5	57.0

- \* 以上为额定电压下的常规参数(All readings are typical values at rated voltage)
- \* 规格如有变动不另行通知(Specifications are subjected to change without prior notice)

## DC Axial Fan 120x120x25mm

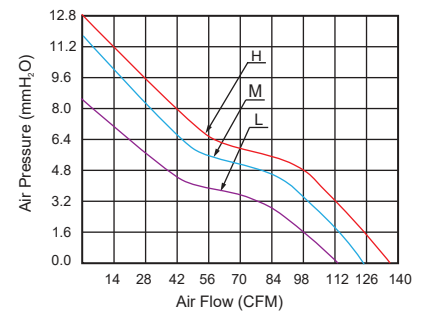
### ■ 尺寸图 (DIMENSION DRAWING)



Unit:mm

- \* 轴承类型: 双滚珠轴承 (Bearing type:2-Ball)
- \* 材料(Material):  
框叶(Frame & Impeller):PBT
- \* 引线(Lead wire):  
UL2468 AWG #26 or equivalent  
红色线正级 Red Wire Positive (+)  
黑色线负级 Black Wire Negative (-)
- \* 可选择增加风扇功能(Functions are optional)
- \* 重量(Weight):178g

### ■ 风压&风量曲线图 P and Q CURVE

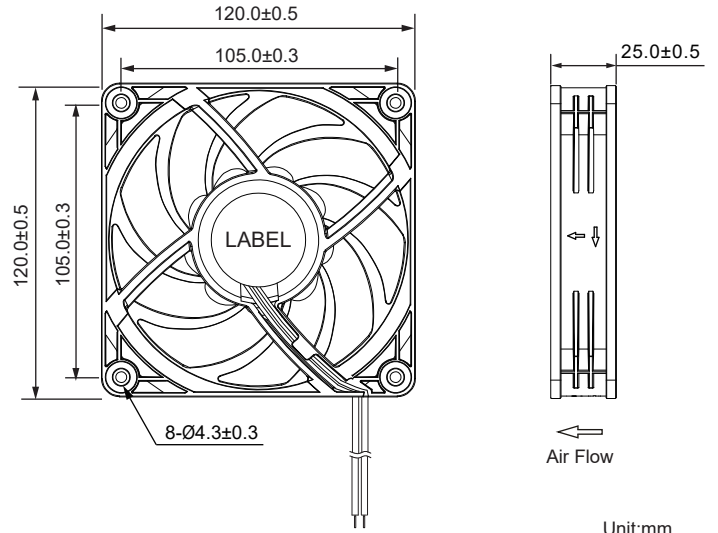


型号 Model	轴承类型 Bearing Type	版本 Version	电压 Rated Voltage	电流 Current	功率 Input Power	转速 Speed	风量 Air Flow	风压 Static Pressure	噪音 Noise Level
			VDC	Amp	Watt	RPM	CFM	MM-H <sub>2</sub> O	dBA
CC12025L12D	2-Ball	-C	12V	0.46	5.52	4,000±10%	112.0	8.50	51.0
CC12025M12D	2-Ball	-C	12V	0.50	6.00	4,500±10%	121.0	11.7	54.0
CC12025H12D	2-Ball	-C	12V	0.60	7.20	5,000±10%	132.5	12.8	56.0
CC12025L24D	2-Ball	-C	24V	0.25	6.00	4,000±10%	112.0	8.50	51.0
CC12025M24D	2-Ball	-C	24V	0.50	12.0	4,500±10%	121.0	11.7	54.0
CC12025H24D	2-Ball	-C	24V	1.00	24.0	5,000±10%	132.5	12.8	56.0

- \* 以上为额定电压下的常规参数(All readings are typical values at rated voltage)
- \* 规格如有变动不另行通知(Specifications are subjected to change without prior notice)

## DC Axial Fan 120x120x25mm

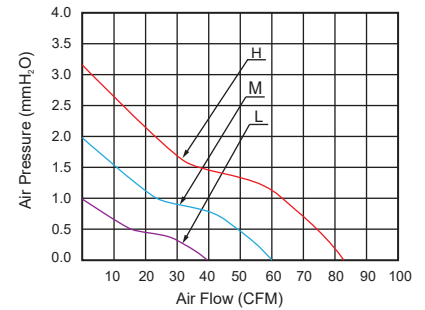
### ■ 尺寸图 (DIMENSION DRAWING)



Unit:mm

- \* 轴承类型: 流体动压, 双滚珠轴承 (Bearing type:FDB,2-Ball)
- \* 材料(Material):  
框叶(Frame & Impeller):PBT
- \* 引线(Lead wire):  
UL2468 AWG #26 or equivalent  
红色线正级 Red Wire Positive (+)  
黑色线负级 Black Wire Negative (-)
- \* 可选择增加风扇功能(Functions are optional)
- \* 重量(Weight):160g

### ■ 风压&风量曲线图 P and Q CURVE

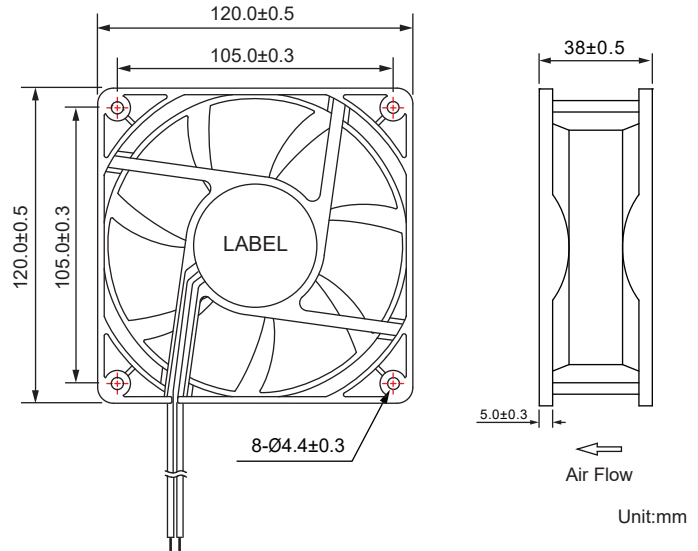


型号 Model	轴承类型 Bearing Type	版本 Version	电压 Rated Voltage	电流 Current	功率 Input Power	转速 Speed	风量 Air Flow	风压 Static Pressure	噪音 Noise Level
			VDC	Amp	Watt	RPM	CFM	MM-H <sub>2</sub> O	dBA
CC12025L12S3	FDB	-D	12V	0.04	0.48	1,200±10%	39.2	0.90	18.0
CC12025L12D	2-Ball								
CC12025M12S3	FDB	-D	12V	0.15	1.80	1,800±10%	60.2	1.90	27.5
CC12025M12D	2-Ball								
CC12025H12S3	FDB	-D	12V	0.23	2.76	2,400±10%	82.6	3.20	35.5
CC12025H12D	2-Ball								
CC12025L24S3	FDB	-D	24V	0.03	0.72	1,200±10%	39.2	0.90	18.0
CC12025L24D	2-Ball								
CC12025M24S3	FDB	-D	24V	0.06	1.44	1,800±10%	60.2	1.90	27.5
CC12025M24D	2-Ball								
CC12025H24S3	FDB	-D	24V	0.12	2.88	2,400±10%	82.6	3.20	35.5
CC12025H24D	2-Ball								

- \* 以上为额定电压下的常规参数(All readings are typical values at rated voltage)
- \* 规格如有变动不另行通知(Specifications are subjected to change without prior notice)

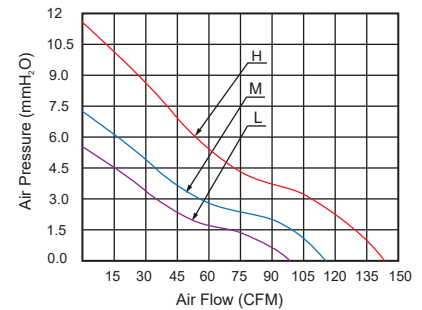
## DC Axial Fan 120x120x38mm

### ■ 尺寸图 (DIMENSION DRAWING)



- \* 轴承类型: 含油轴承, 双滚珠轴承 (Bearing type: Sleeve, 2-Ball)
- \* 材料(Material):  
框叶(Frame & Impeller): PBT
- \* 引线(Lead wire):  
UL2468 AWG #26 or equivalent  
红色线正级 Red Wire Positive (+)  
黑色线负级 Black Wire Negative (-)
- \* 可选择增加风扇功能(Functions are optional)
- \* 重量(Weight): 250g

### ■ 风压&风量曲线图 P and Q CURVE

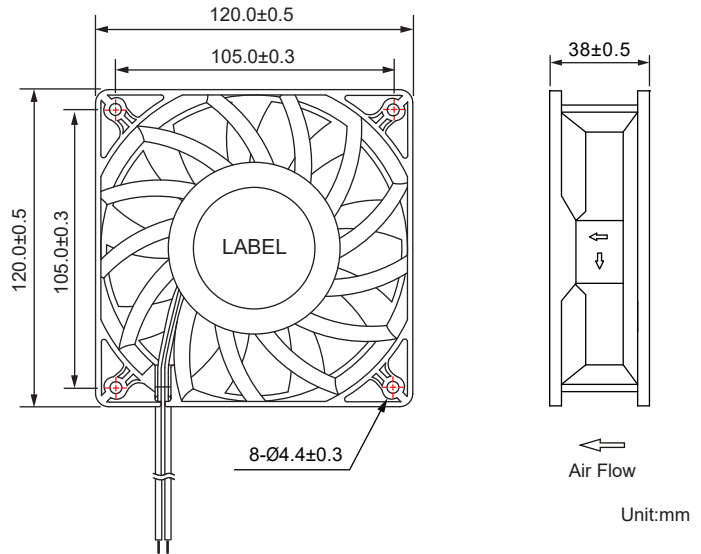


型号 Model	轴承类型 Bearing Type	版本 Version	电压 Rated Voltage	电流 Current	功率 Input Power	转速 Speed	风量 Air Flow	风压 Static Pressure	噪音 Noise Level
			VDC	Amp	Watt	RPM	CFM	MM-H <sub>2</sub> O	dBA
CC12038L12S	Sleeve	-A	12V	0.18	2.16	2,500±10%	98.20	5.50	40.0
CC12038L12D	2-Ball								
CC12038M12S	Sleeve	-A	12V	0.44	5.28	3,000±10%	116.7	7.30	45.0
CC12038M12D	2-Ball								
CC12038H12S	Sleeve	-A	12V	0.68	8.16	3,500±10%	140.0	11.5	49.0
CC12038H12D	2-Ball								
CC12038L24S	Sleeve	-A	24V	0.16	3.84	2,500±10%	98.20	5.50	40.0
CC12038L24D	2-Ball								
CC12038M24S	Sleeve	-A	24V	0.23	5.52	3,000±10%	116.7	7.30	45.0
CC12038M24D	2-Ball								
CC12038H24S	Sleeve	-A	24V	0.34	8.16	3,500±10%	140.0	11.5	49.0
CC12038H24D	2-Ball								

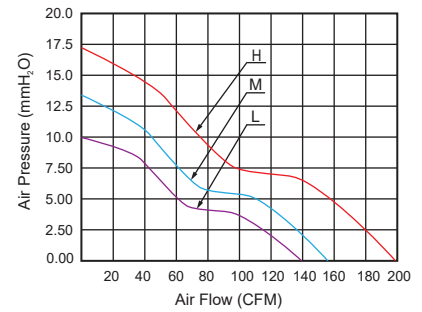
- \* 以上为额定电压下的常规参数(All readings are typical values at rated voltage)
- \* 规格如有变动不另行通知(Specifications are subjected to change without prior notice)

## DC Axial Fan 120x120x38mm

### ■ 尺寸图 (DIMENSION DRAWING)



### ■ 风压&风量曲线图 P and Q CURVE



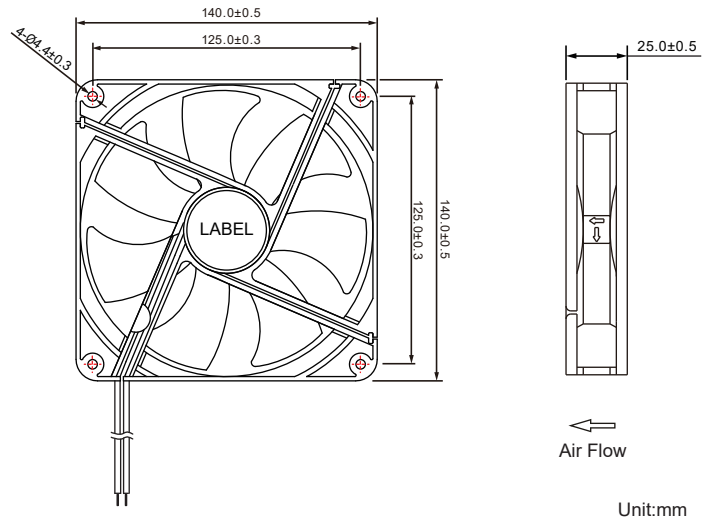
- \* 轴承类型: 双滚珠轴承 (Bearing type:2-Ball)
- \* 材料(Material):  
框叶(Frame & Impeller):PBT
- \* 引线(Lead wire):  
UL2468 AWG #26 or equivalent  
红色线正级 Red Wire Positive (+)  
黑色线负级 Black Wire Negative (-)
- \* 可选择增加风扇功能(Functions are optional)
- \* 重量(Weight):290g

型号 Model	轴承类型 Bearing Type	版本 Version	电压 Rated Voltage	电流 Current	功率 Input Power	转速 Speed	风量 Air Flow	风压 Static Pressure	噪音 Noise Level
			VDC	Amp	Watt	RPM	CFM	MM-H <sub>2</sub> O	dBA
CC12038L12D	2-Ball	-B	12V	0.85	10.2	3,000±10%	140.0	10.0	50.0
CC12038M12D	2-Ball	-B	12V	1.20	14.4	3,500±10%	152.2	13.7	55.0
CC12038H12D	2-Ball	-B	12V	1.70	20.4	4,000±10%	193.5	17.0	59.0
CC12038L24D	2-Ball	-B	24V	0.40	9.60	3,000±10%	140.0	10.0	50.0
CC12038M24D	2-Ball	-B	24V	0.50	12.0	3,500±10%	152.2	13.7	55.0
CC12038H24D	2-Ball	-B	24V	1.15	27.6	4,000±10%	193.5	17.0	59.0

- \* 以上为额定电压下的常规参数(All readings are typical values at rated voltage)
- \* 规格如有变动不另行通知(Specifications are subjected to change without prior notice)

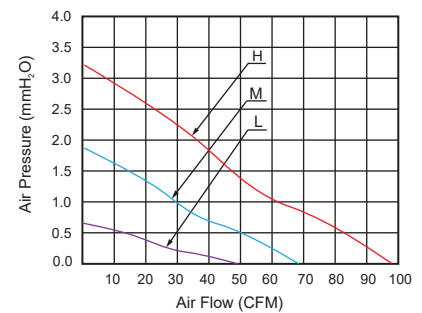
## DC Axial Fan 140x140x25mm

### ■ 尺寸图 (DIMENSION DRAWING)



- \* 轴承类型: 含油轴承, 双滚珠轴承, 液压轴承  
(Bearing type:Sleeve,2-Ball,Hydraulic)
- \* 材料(Material):  
框叶(Frame & Impeller):PBT
- \* 引线(Lead wire):  
UL2468 AWG #26 or equivalent  
红色线正级 Red Wire Positive (+)  
黑色线负级 Black Wire Negative (-)
- \* 可选择增加风扇功能(Functions are optional)
- \* 重量(Weight):146g

### ■ 风压&风量曲线图 P and Q CURVE

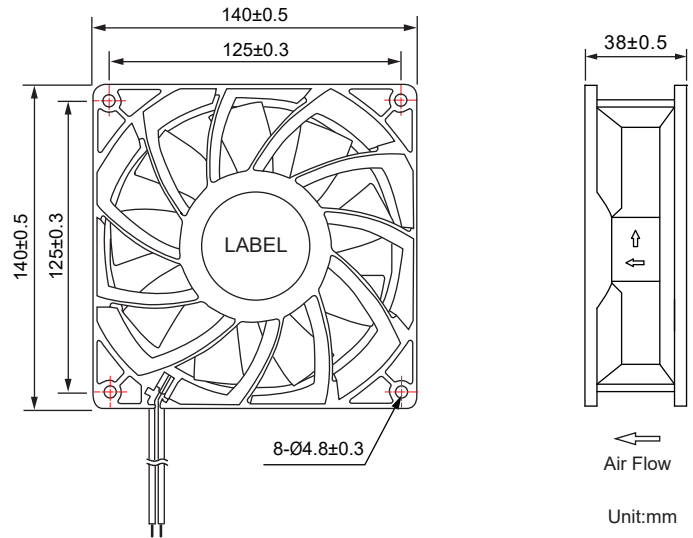


型号 Model	轴承类型 Bearing Type	电压 Rated Voltage	电压范围 Operation Voltage	电流 Current	功率 Input Power	转速 Speed	风量 Air Flow	风压 Static Pressure	噪音 Noise Level
		VDC	VDC	Amp	Watt	RPM	CFM	MM-H <sub>2</sub> O	dBA
CC14025L12S	Sleeve	12V	10.8~13.2	0.14	1.68	1,000±10%	49.00	0.60	24.0
CC14025L12D	2-Ball								
CC14025L12SH	Hydraulic								
CC14025M12S	Sleeve	12V	10.8~13.2	0.16	1.92	1,500±10%	68.20	1.80	35.0
CC14025M12D	2-Ball								
CC14025M12SH	Hydraulic								
CC14025H12S	Sleeve	12V	10.8~13.2	0.38	4.56	2,000±10%	98.10	3.20	42.0
CC14025H12D	2-Ball								
CC14025H12SH	Hydraulic								
CC14025L24S	Sleeve	24V	21.6~26.4	0.05	1.20	1,000±10%	49.00	0.60	24.0
CC14025L24D	2-Ball								
CC14025L24SH	Hydraulic								
CC14025M24S	Sleeve	24V	21.6~26.4	0.07	1.68	1,500±10%	68.20	1.80	35.0
CC14025M24D	2-Ball								
CC14025M24SH	Hydraulic								
CC14025H24S	Sleeve	24V	21.6~26.4	0.19	4.56	2,000±10%	98.10	3.20	42.0
CC14025H24D	2-Ball								
CC14025H24SH	Hydraulic								

- \* 以上为额定电压下的常规参数(All readings are typical values at rated voltage)
- \* 规格如有变动不另行通知(Specifications are subjected to change without prior notice)

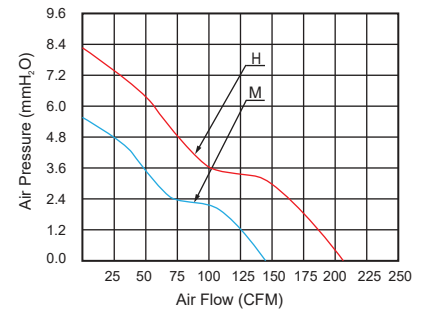
## DC Axial Fan 140x140x38mm

### ■ 尺寸图 (DIMENSION DRAWING)



- \* 轴承类型: 双滚珠轴承 (Bearing type: 2-Ball)
- \* 材料(Material): 框叶(Frame & Impeller): PBT
- \* 引线(Lead wire): UL2468 AWG #22 or equivalent  
红色线正级 Red Wire Positive (+)  
黑色线负级 Black Wire Negative (-)
- \* 可选择增加风扇功能(Functions are optional)
- \* 重量(Weight): 550g

### ■ 风压&风量曲线图 P and Q CURVE

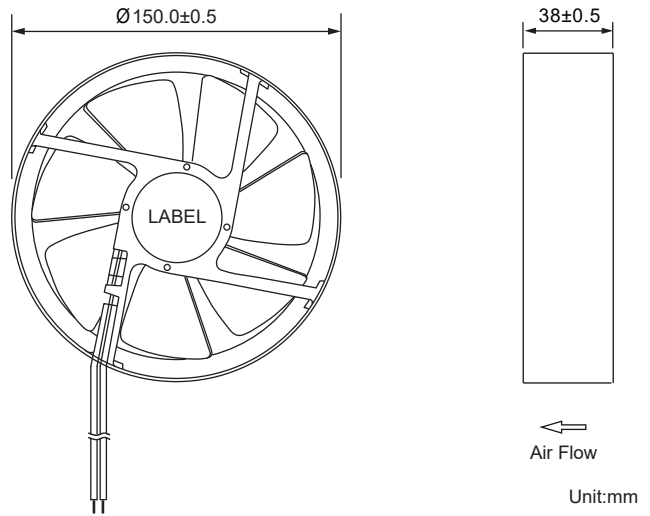


型号 Model	轴承类型 Bearing Type	电压 Rated Voltage	电压范围 Operation Voltage	电流 Current	功率 Input Power	转速 Speed	风量 Air Flow	风压 Static Pressure	噪音 Noise Level
		VDC	VDC	Amp	Watt	RPM	CFM	MM-H <sub>2</sub> O	dBA
CC14038M12D	2-Ball	12V	10.8~13.2	0.45	5.40	2,000±10%	142.2	5.1	46.0
CC14038H12D	2-Ball	12V	10.8~13.2	0.90	10.8	2,500±10%	204.5	8.2	51.0

- \* 以上为额定电压下的常规参数(All readings are typical values at rated voltage)
- \* 规格如有变动不另行通知(Specifications are subjected to change without prior notice)

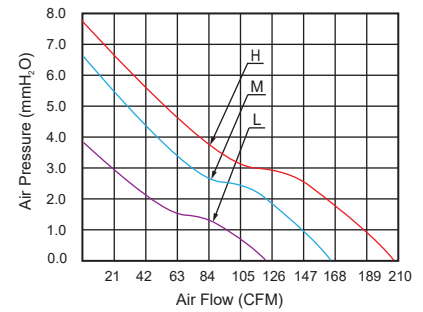
## DC Axial Fan Ø 150x38mm

### ■ 尺寸图 (DIMENSION DRAWING)



- \* 轴承类型: 双滚珠轴承 (Bearing type:2-Ball)
- \* 材料(Material):  
框叶(Frame & Impeler):PBT
- \* 引线(Lead wire):  
UL2468 AWG #26 or equivalent  
红色线正级 Red Wire Positive (+)  
黑色线负级 Black Wire Negative (-)
- \* 可选择增加风扇功能(Functions are optional)
- \* 重量(Weight):283g

### ■ 风压&风量曲线图 P and Q CURVE

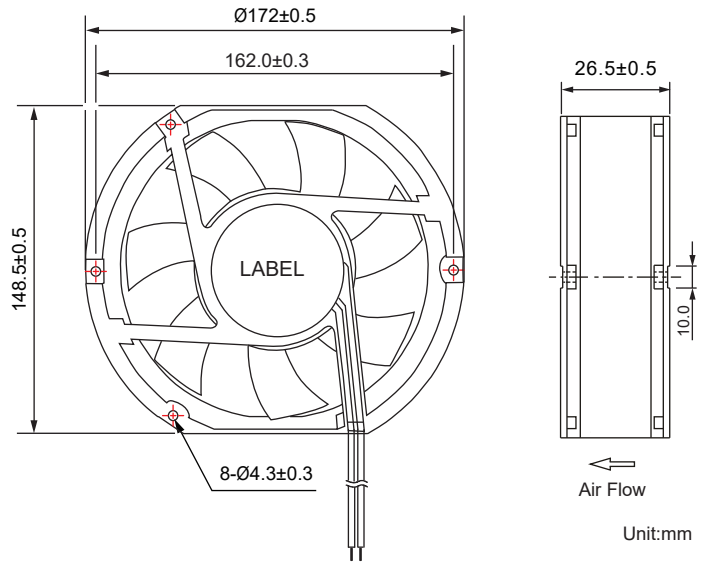


型号 Model	轴承类型 Bearing Type	电压 Rated Voltage	电压范围 Operation Voltage	电流 Current	功率 Input Power	转速 Speed	风量 Air Flow	风压 Static Pressure	噪音 Noise Level
		VDC	VDC	Amp	Watt	RPM	CFM	MM-H <sub>2</sub> O	dBA
CC15038H24D	2-Ball	24V	21.6~26.4	0.15	3.60	2,000±10%	121.6	3.8	42.1
CC15038H24D	2-Ball	24V	21.6~26.4	0.30	7.20	2,500±10%	164.8	6.4	48.0
CC15038H24D	2-Ball	24V	21.6~26.4	0.50	12.0	3,000±10%	202.8	7.8	52.7

- \* 以上为额定电压下的常规参数(All readings are typical values at rated voltage)
- \* 规格如有变动不另行通知(Specifications are subjected to change without prior notice)

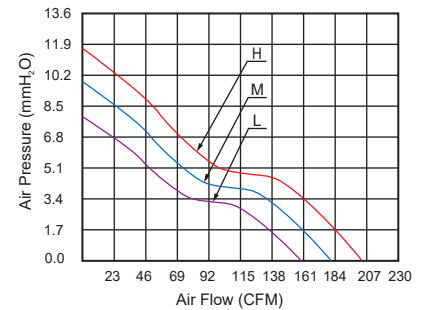
## DC Axial Fan 172x148x26mm

### ■ 尺寸图 (DIMENSION DRAWING)



- \* 轴承类型: 双滚珠轴承 (Bearing type: 2-Ball)
- \* 材料(Material):  
框叶(Frame & Impeller): PBT
- \* 引线(Lead wire):  
UL2468 AWG #24 or equivalent  
红色线正级 Red Wire Positive (+)  
黑色线负级 Black Wire Negative (-)
- \* 可选择增加风扇功能(Functions are optional)
- \* 重量(Weight): 430g

### ■ 风压&风量曲线图 P and Q CURVE

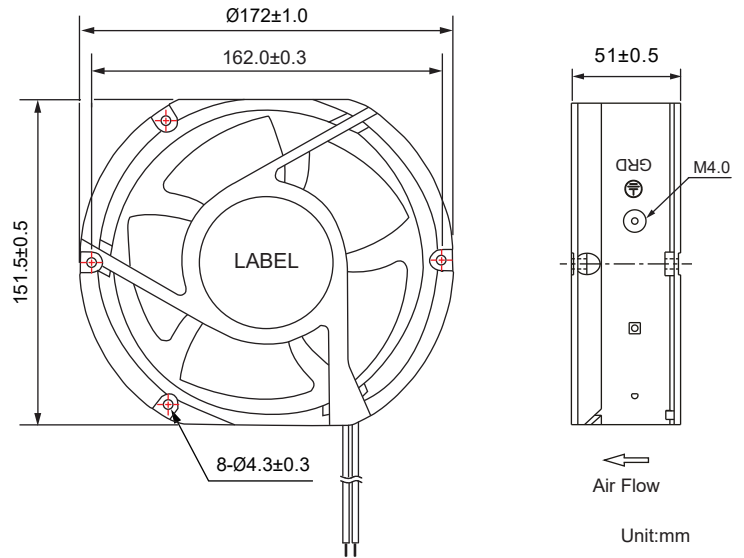


型号 Model	轴承类型 Bearing Type	电压 Rated Voltage	电压范围 Operation Voltage	电流 Current	功率 Input Power	转速 Speed	风量 Air Flow	风压 Static Pressure	噪音 Noise Level
		VDC	VDC	Amp	Watt	RPM	CFM	MM-H <sub>2</sub> O	dBA
CC17025L12D	2-Ball	12V	10.8~13.2	0.56	6.72	2,400±10%	160.8	7.70	46.0
CC17025M12D	2-Ball	12V	10.8~13.2	0.76	9.12	2,700±10%	181.3	9.70	49.0
CC17025H12D	2-Ball	12V	10.8~13.2	0.98	11.76	3,000±10%	202.5	11.8	52.0
CC17025L24D	2-Ball	24V	21.6~26.4	0.31	7.44	2,400±10%	160.8	7.70	46.0
CC17025M24D	2-Ball	24V	21.6~26.4	0.40	9.60	2,700±10%	181.3	9.70	49.0
CC17025H24D	2-Ball	24V	21.6~26.4	0.68	16.32	3,000±10%	202.5	11.8	52.0

- \* 以上为额定电压下的常规参数(All readings are typical values at rated voltage)
- \* 规格如有变动不另行通知(Specifications are subjected to change without prior notice)

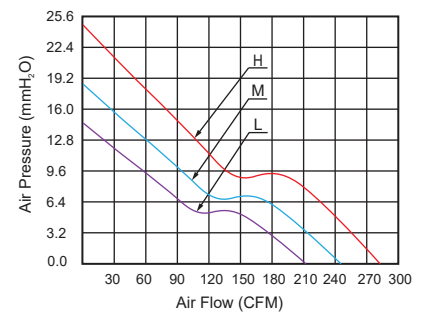
## DC Axial Fan 172x152x51mm

### ■ 尺寸图 (DIMENSION DRAWING)



- \* 轴承类型: 双滚珠轴承 (Bearing type: 2-Ball)
- \* 材料(Material):  
框(Frame): Aluminium  
叶(Impeller): PBT
- \* 引线(Lead wire):  
UL2468 AWG #22 or equivalent  
红色线正级 Red Wire Positive (+)  
黑色线负级 Black Wire Negative (-)
- \* 可选择增加风扇功能(Functions are optional)
- \* 重量(Weight): 627g

### ■ 风压&风量曲线图 P and Q CURVE

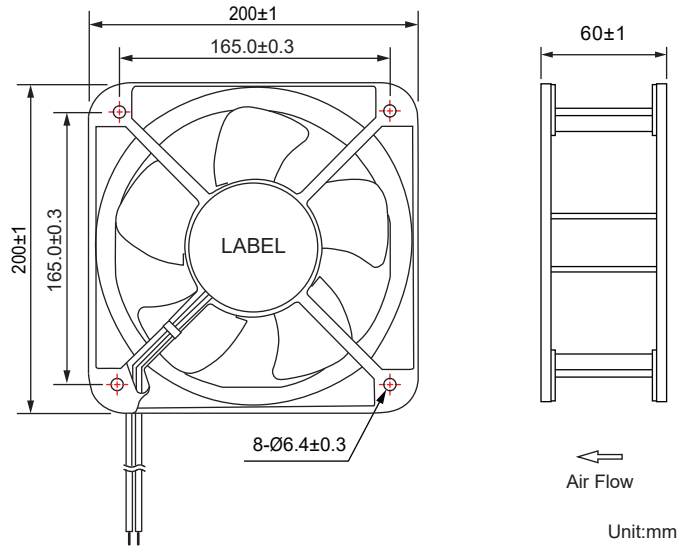


型号 Model	轴承类型 Bearing Type	电压 Rated Voltage	电压范围 Operation Voltage	电流 Current	功率 Input Power	转速 Speed	风量 Air Flow	风压 Static Pressure	噪音 Noise Level
		VDC	VDC	Amp	Watt	RPM	CFM	MM-H <sub>2</sub> O	dBA
CC17251L12D	2-Ball	12V	10.8~13.2	1.50	18.0	3,000±10%	212.0	14.0	51.0
CC17251M12D	2-Ball	12V	10.8~13.2	2.00	24.0	3,500±10%	247.0	18.3	56.5
CC17251H12D	2-Ball	12V	10.8~13.2	3.00	36.0	4,000±10%	284.0	24.5	60.0
CC17251L24D	2-Ball	24V	21.6~26.4	0.70	16.8	3,000±10%	212.0	14.0	51.0
CC17251M24D	2-Ball	24V	21.6~26.4	1.00	24.0	3,500±10%	247.0	18.3	56.5
CC17251H24D	2-Ball	24V	21.6~26.4	1.50	36.0	4,000±10%	284.0	24.5	60.0

- \* 以上为额定电压下的常规参数(All readings are typical values at rated voltage)
- \* 规格如有变动不另行通知(Specifications are subjected to change without prior notice)

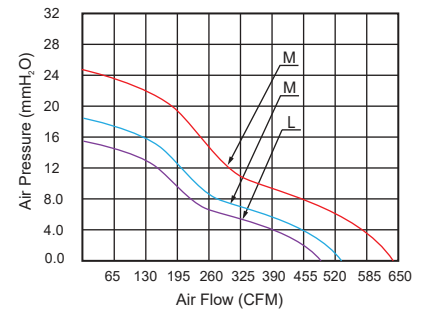
## DC Axial Fan 200x200x60mm

### ■ 尺寸图 (DIMENSION DRAWING)



- \* 轴承类型: 双滚珠轴承 (Bearing type: 2-Ball)
- \* 材料(Material):  
框(Frame): Aluminium Alloy, painted black  
叶(Impeller): PBT
- \* 引线(Lead wire):  
UL2468 AWG #22 or equivalent  
红色线正级 Red Wire Positive (+)  
黑色线负级 Black Wire Negative (-)
- \* 可选择增加风扇功能(Functions are optional)
- \* 重量(Weight): 1030g

### ■ 风压&风量曲线图 P and Q CURVE



型号 Model	轴承类型 Bearing Type	电压 Rated Voltage	电压范围 Operation Voltage	电流 Current	功率 Input Power	转速 Speed	风量 Air Flow	风压 Static Pressure	噪音 Noise Level
		VDC	VDC	Amp	Watt	RPM	CFM	MM-H <sub>2</sub> O	dBA
CC20060L24D	2-Ball	24V	21.6~26.4	1.00	24.0	2,000±10%	490	15.5	50.0
CC20060M24D	2-Ball	24V	21.6~26.4	1.50	36.0	2,500±10%	530	18.8	58.0
CC20060H24D	2-Ball	24V	21.6~26.4	2.50	60.0	3,000±10%	640	24.6	68.0
CC20060L48D	2-Ball	48V	43.2~52.8	0.50	24.0	2,000±10%	490	15.5	50.0
CC20060M48D	2-Ball	48V	43.2~52.8	0.80	38.4	2,500±10%	530	18.8	58.0
CC20060H48D	2-Ball	48V	43.2~52.8	1.20	57.6	3,000±10%	640	24.6	68.0

- \* 以上为额定电压下的常规参数(All readings are typical values at rated voltage)
- \* 规格如有变动不另行通知(Specifications are subjected to change without prior notice)